

Concepto	Egresos					Subejercicio
	Aprobado	Ampliaciones / (Reducciones)	Modificado	Devengado	Pagado	
	1	2	3=(1+2)	4	5	
					6 = (3 - 4)	
Sin Ramo/Dependencia						
CONSEJO GENERAL	\$18,551,498.00	\$6,793,428.41	\$25,344,926.41	\$16,561,910.97	\$16,509,281.01	\$8,783,015.44
OFICINA DE PRESIDENCIA	\$2,313,782.00	\$2,136,317.64	\$4,450,099.64	\$3,125,610.10	\$3,113,491.86	\$1,324,489.54
UNIDAD DE TRANSPARENCIA	\$783,168.00	\$790,864.54	\$1,574,032.54	\$1,069,461.69	\$1,064,832.97	\$504,570.85
UNIDAD TECNICA DE FISCALIZACIÓN	\$1,772,405.00	\$2,662,906.21	\$4,435,311.21	\$1,932,594.63	\$1,923,354.38	\$2,502,716.58
CONTRALORÍA INTERNA	\$3,970,676.00	\$3,596,864.74	\$7,567,540.74	\$4,560,796.52	\$4,544,180.56	\$3,006,744.22
SECRETARÍA EJECUTIVA	\$2,864,708.00	\$31,004,320.44	\$33,869,028.44	\$27,418,973.20	\$27,404,635.29	\$6,450,055.24
COORDINACIÓN DE COMUNICACIÓN SOCIAL	\$1,340,966.00	\$11,572,720.56	\$12,913,686.56	\$10,496,664.64	\$10,489,073.06	\$2,417,021.92
SUBDIRECCIÓN DE PLANEACIÓN Y EVALUACIÓN	\$1,090,415.00	\$581,866.25	\$1,672,281.25	\$875,669.80	\$872,119.30	\$796,611.45
DIRECCIÓN TÉCNICA DEL SECRETARIADO	\$2,605,410.00	\$5,265,119.46	\$7,870,529.46	\$5,525,877.35	\$5,506,690.21	\$2,344,652.11
DIRECCIÓN ADMINISTRATIVA	\$5,726,164.00	\$8,801,760.80	\$14,527,924.80	\$10,387,255.55	\$10,351,192.46	\$4,140,669.25
COORDINACIÓN DE INFORMÁTICA	\$1,038,572.00	\$5,338,651.95	\$6,377,223.95	\$3,119,533.54	\$3,110,935.29	\$3,257,690.41
MATERIALES Y SERVICIOS GENERALES	\$9,421,961.00	\$27,880,728.83	\$37,302,689.83	\$15,719,065.31	\$15,717,091.31	\$21,583,624.52
DIRECCIÓN DE CAPACITACIÓN ELECTORAL Y EDUCACIÓN	\$2,984,465.00	\$17,743,480.23	\$20,727,945.23	\$18,604,345.33	\$18,592,727.52	\$2,123,599.90
DIRECCIÓN DE PRERROGATIVAS Y PARTIDOS POLÍTICOS	\$356,821,584.00	\$12,992,061.52	\$369,813,645.52	\$291,524,866.87	\$291,509,013.11	\$78,288,778.65
DIRECCIÓN DE ORGANIZACIÓN ELECTORAL	\$3,028,622.00	\$172,184,146.23	\$175,212,768.23	\$162,502,780.69	\$162,480,870.69	\$12,709,987.54
DIRECCIÓN JURÍDICA	\$4,061,060.00	\$4,755,848.24	\$8,816,908.24	\$5,599,973.10	\$5,582,280.10	\$3,216,935.14
UNIDAD DE FORMACION Y DESARROLLO	\$551,174.00	\$5,920,002.45	\$6,471,176.45	\$5,291,135.16	\$5,276,971.55	\$1,180,041.29
DIRECCIÓN DE ARCHIVO	\$2,050,492.00	\$1,065,755.17	\$3,116,247.17	\$2,084,772.31	\$2,076,260.51	\$1,031,474.86
DIRECCIÓN DE IGUALDAD Y NO DISCRIMINACIÓN	\$761,029.00	\$857,616.93	\$1,618,645.93	\$1,357,775.41	\$1,352,323.99	\$260,870.52
XICOTEPEC DE JUAREZ	\$0.00	\$2,743,670.80	\$2,743,670.80	\$2,655,120.26	\$2,655,120.26	\$88,550.54
XICOTEPEC CABECERA	\$0.00	\$281,515.72	\$281,515.72	\$275,504.25	\$275,504.25	\$6,011.47
HONEY	\$0.00	\$218,016.56	\$218,016.56	\$193,400.11	\$193,400.11	\$24,616.45
JALPAN	\$0.00	\$220,912.25	\$220,912.25	\$202,127.80	\$202,127.80	\$18,784.45
NAUPAN	\$0.00	\$219,592.61	\$219,592.61	\$193,106.74	\$193,106.74	\$26,485.87
PAHUATLÁN	\$0.00	\$225,572.58	\$225,572.58	\$198,896.60	\$198,896.60	\$26,675.98
PANTEPEC	\$0.00	\$225,214.12	\$225,214.12	\$200,303.91	\$200,303.91	\$24,910.21
TLACUILOTEPEC	\$0.00	\$226,721.52	\$226,721.52	\$198,309.97	\$198,309.97	\$28,411.55
TLAXCO	\$0.00	\$218,355.41	\$218,355.41	\$188,877.07	\$188,877.07	\$29,478.34
VENUSTIANO CARRANZA	\$0.00	\$213,846.29	\$213,846.29	\$194,936.07	\$194,936.07	\$18,910.22
FRANCISCO Z. MENA	\$0.00	\$224,137.77	\$224,137.77	\$204,026.22	\$204,026.22	\$20,111.55
HUAUCHINANGO DE DEGOLLADO	\$0.00	\$3,020,916.98	\$3,020,916.98	\$2,896,539.32	\$2,896,539.32	\$124,377.66
HUAUCHINANGO CABECERA	\$0.00	\$292,665.43	\$292,665.43	\$288,248.58	\$288,248.58	\$4,416.85
AMIXTLÁN	\$0.00	\$224,627.42	\$224,627.42	\$196,525.98	\$196,525.98	\$28,101.44
CAMOCUAUTLA	\$0.00	\$223,883.64	\$223,883.64	\$192,048.86	\$192,048.86	\$31,834.78
CHICONCUAUTLA	\$0.00	\$236,056.62	\$236,056.62	\$209,752.95	\$209,752.95	\$26,303.67
COATEPEC	\$0.00	\$225,625.98	\$225,625.98	\$190,057.87	\$190,057.87	\$35,568.11
HERMENEGILDO GALEANA	\$0.00	\$221,590.36	\$221,590.36	\$189,755.58	\$189,755.58	\$31,834.78



Instituto Electoral del Estado Estado de Puebla

Estado Analítico del Ejercicio del Presupuesto de Egresos

Clasificación Administrativa

Del 01/ene./2021 Al 30/sep./2021

Fecha y 12/oct./2021

hora de Impresión 11:42 a. m.

Usu: alemantilla

Rep: rptEstadoPresupuestoEgresos_UA3

Concepto	Egresos					Subejercicio
	Aprobado	Ampliaciones / (Reducciones)	Modificado	Devengado	Pagado	
	1	2	3=(1+2)	4	5	
AHUACATLÁN	\$0.00	\$228,356.62	\$228,356.62	\$194,655.18	\$194,655.18	\$33,701.44
JOPALA	\$0.00	\$224,496.39	\$224,496.39	\$195,492.72	\$195,492.72	\$29,003.67
JUAN GALINDO	\$0.00	\$225,747.03	\$225,747.03	\$191,143.36	\$191,143.36	\$34,603.67
SAN FELIPE TEPATLÁN	\$0.00	\$221,661.73	\$221,661.73	\$185,191.39	\$185,191.39	\$36,470.34
TEPANGO DE RODRIGUEZ	\$0.00	\$220,185.87	\$220,185.87	\$188,351.09	\$188,351.09	\$31,834.78
TLAOLA	\$0.00	\$219,672.56	\$219,672.56	\$196,981.68	\$196,981.68	\$22,690.88
TLAPACOYA	\$0.00	\$219,992.63	\$219,992.63	\$190,988.96	\$190,988.96	\$29,003.67
ZIHUATEUTLA	\$0.00	\$228,062.64	\$228,062.64	\$199,058.97	\$199,058.97	\$29,003.67
ZACATLAN	\$0.00	\$2,583,202.76	\$2,583,202.76	\$2,410,498.26	\$2,410,498.26	\$172,704.50
ZACATLAN CABECERA	\$0.00	\$281,154.43	\$281,154.43	\$261,444.42	\$261,444.42	\$19,710.01
AQUIXTLA	\$0.00	\$223,602.21	\$223,602.21	\$194,123.87	\$194,123.87	\$29,478.34
CHIGNAHUAPAN	\$0.00	\$232,872.78	\$232,872.78	\$216,262.57	\$216,262.57	\$16,610.21
IXTACAMAXTITLAN	\$0.00	\$227,074.43	\$227,074.43	\$195,961.42	\$195,961.42	\$31,113.01
LIBRES	\$0.00	\$235,768.54	\$235,768.54	\$207,103.53	\$207,103.53	\$28,665.01
OCOTEPEC	\$0.00	\$214,114.46	\$214,114.46	\$183,001.45	\$183,001.45	\$31,113.01
AHUAZOTEPEC	\$0.00	\$227,372.28	\$227,372.28	\$201,268.61	\$201,268.61	\$26,103.67
ZACAPOAXTLA	\$0.00	\$3,331,603.60	\$3,331,603.60	\$3,207,213.67	\$3,207,213.67	\$124,389.93
ZACAPOAXTLA CABECERA	\$0.00	\$275,376.15	\$275,376.15	\$265,725.94	\$265,725.94	\$9,650.21
CUAUTEMPAN	\$0.00	\$222,690.60	\$222,690.60	\$191,888.59	\$191,888.59	\$30,802.01
CAXHUACAN	\$0.00	\$221,504.13	\$221,504.13	\$186,001.79	\$186,001.79	\$35,502.34
HUEHUETLA	\$0.00	\$210,428.48	\$210,428.48	\$179,688.81	\$179,688.81	\$30,739.67
HUEYTLALPAN	\$0.00	\$224,449.19	\$224,449.19	\$189,602.85	\$189,602.85	\$34,846.34
HUITZILAN DE SERDAN	\$0.00	\$221,040.05	\$221,040.05	\$186,193.71	\$186,193.71	\$34,846.34
IXTEPEC	\$0.00	\$213,164.80	\$213,164.80	\$176,926.46	\$176,926.46	\$36,238.34
NAUZONTLA	\$0.00	\$218,504.53	\$218,504.53	\$191,356.86	\$191,356.86	\$27,147.67
OLINTLA	\$0.00	\$216,485.43	\$216,485.43	\$190,007.92	\$190,007.92	\$26,477.51
TEPETZINTLA	\$0.00	\$225,025.98	\$225,025.98	\$194,815.20	\$194,815.20	\$30,210.78
TETELA DE OCAMPO	\$0.00	\$228,685.19	\$228,685.19	\$203,144.31	\$203,144.31	\$25,540.88
XOCHIAPULCO	\$0.00	\$221,766.93	\$221,766.93	\$186,213.92	\$186,213.92	\$35,553.01
XOCHITLAN DE VICENTE SUAREZ	\$0.00	\$221,320.71	\$221,320.71	\$191,327.70	\$191,327.70	\$29,993.01
ATLEQUIZAYAN	\$0.00	\$223,322.79	\$223,322.79	\$194,076.45	\$194,076.45	\$29,246.34
ZAPOTITLAN DE MENDEZ	\$0.00	\$218,434.60	\$218,434.60	\$191,054.93	\$191,054.93	\$27,379.67
ZARAGOZA	\$0.00	\$219,304.84	\$219,304.84	\$194,023.83	\$194,023.83	\$25,281.01
ZAUTLA	\$0.00	\$222,726.43	\$222,726.43	\$193,281.55	\$193,281.55	\$29,444.88
ZONGOZOTLA	\$0.00	\$220,418.03	\$220,418.03	\$173,606.12	\$173,606.12	\$46,811.91
TLATLAUQUITEPEC	\$0.00	\$3,036,069.45	\$3,036,069.45	\$2,879,851.87	\$2,879,851.87	\$156,217.58
TLATLAUQUITEPEC CABECERA	\$0.00	\$269,681.62	\$269,681.62	\$245,196.74	\$245,196.74	\$24,484.88
ATEMPAN	\$0.00	\$210,663.57	\$210,663.57	\$175,080.02	\$175,080.02	\$35,583.55
AYOTOXCO DE GUERRERO	\$0.00	\$219,049.00	\$219,049.00	\$188,682.66	\$188,682.66	\$30,366.34



Instituto Electoral del Estado Estado de Puebla

Estado Analítico del Ejercicio del Presupuesto de Egresos

Clasificación Administrativa

Del 01/ene./2021 Al 30/sep./2021

Fecha y 12/oct./2021

hora de Impresión 11:42 a. m.

Usu: alemantilla

Rep: rptEstadoPresupuestoEgresos_UA3

Concepto	Egresos					Subejercicio
	Aprobado	Ampliaciones / (Reducciones)	Modificado	Devengado	Pagado	
	1	2	3=(1+2)	4	5	
CUETZALAN DEL PROGRESO	\$0.00	\$217,805.66	\$217,805.66	\$203,360.78	\$203,360.78	\$14,444.88
HUEYAPAN	\$0.00	\$222,849.81	\$222,849.81	\$195,238.14	\$195,238.14	\$27,611.67
HUEYTAMALCO	\$0.00	\$227,278.36	\$227,278.36	\$198,686.81	\$198,686.81	\$28,591.55
JONOTLA	\$0.00	\$223,202.91	\$223,202.91	\$189,719.24	\$189,719.24	\$33,483.67
TENAMPULCO	\$0.00	\$222,418.12	\$222,418.12	\$189,953.11	\$189,953.11	\$32,465.01
TETELES DE AVILA CASTILLO	\$0.00	\$223,101.99	\$223,101.99	\$193,855.65	\$193,855.65	\$29,246.34
ACATENO	\$0.00	\$225,512.11	\$225,512.11	\$193,041.77	\$193,041.77	\$32,470.34
TUZAMAPAN DE GALEANA	\$0.00	\$223,547.04	\$223,547.04	\$191,938.59	\$190,438.59	\$31,608.45
YAONAHUAC	\$0.00	\$220,359.26	\$220,359.26	\$191,355.59	\$191,355.59	\$29,003.67
ZOQUIAPAN	\$0.00	\$223,119.09	\$223,119.09	\$186,648.75	\$186,648.75	\$36,470.34
TEZIUTLAN	\$0.00	\$2,655,635.89	\$2,655,635.89	\$2,508,950.06	\$2,508,950.06	\$146,685.83
TEZIUTLAN CABECERA	\$0.00	\$281,796.12	\$281,796.12	\$270,951.07	\$270,951.07	\$10,845.05
CUYOACO	\$0.00	\$221,946.88	\$221,946.88	\$185,062.18	\$185,062.18	\$36,884.70
GUADALUPE VICTORIA	\$0.00	\$222,376.48	\$222,376.48	\$189,078.49	\$189,078.49	\$33,297.99
LAFRAGUA	\$0.00	\$241,699.11	\$241,699.11	\$218,490.41	\$218,490.41	\$23,208.70
TEPEYAHUALCO	\$0.00	\$245,007.45	\$245,007.45	\$171,705.25	\$171,705.25	\$73,302.20
CHIGNAUTLA	\$0.00	\$228,146.44	\$228,146.44	\$192,823.20	\$192,823.20	\$35,323.24
XIUTETELCO	\$0.00	\$227,766.82	\$227,766.82	\$199,078.25	\$199,078.25	\$28,688.57
SAN MARTIN TEXMELUCAN DE LABASTIDA	\$0.00	\$2,503,490.50	\$2,503,490.50	\$2,298,432.25	\$2,298,432.25	\$205,058.25
SAN MARTIN TEXMELUCAN CABECERA	\$0.00	\$273,469.93	\$273,469.93	\$249,237.23	\$249,237.23	\$24,232.70
SAN MATIAS TLALANCALECA	\$0.00	\$239,034.74	\$239,034.74	\$202,773.17	\$202,773.17	\$36,261.57
SAN SALVADOR EL VERDE	\$0.00	\$230,593.99	\$230,593.99	\$204,982.75	\$204,982.75	\$25,611.24
TLAHUAPAN	\$0.00	\$217,652.13	\$217,652.13	\$193,336.89	\$193,336.89	\$24,315.24
HUEJOTZINGO	\$0.00	\$2,652,749.10	\$2,652,749.10	\$2,446,446.51	\$2,446,446.51	\$206,302.59
HUEJOTZINGO CABECERA	\$0.00	\$283,708.94	\$283,708.94	\$260,071.03	\$260,071.03	\$23,637.91
CHIAUTZINGO	\$0.00	\$227,132.73	\$227,132.73	\$197,696.16	\$197,696.16	\$29,436.57
CORONANGO	\$0.00	\$238,259.20	\$238,259.20	\$212,574.50	\$212,574.50	\$25,684.70
DOMINGO ARENAS	\$0.00	\$240,612.63	\$240,612.63	\$205,594.60	\$205,594.60	\$35,018.03
CALPAN	\$0.00	\$228,876.46	\$228,876.46	\$193,858.43	\$193,858.43	\$35,018.03
JUAN C. BONILLA	\$0.00	\$207,981.73	\$207,981.73	\$177,867.70	\$177,867.70	\$30,114.03
NEALTICAN	\$0.00	\$222,392.79	\$222,392.79	\$191,108.09	\$191,108.09	\$31,284.70
SAN FELIPE TEOTLALCINGO	\$0.00	\$224,708.23	\$224,708.23	\$209,991.53	\$209,991.53	\$14,716.70
SAN MIGUEL XOXTLA	\$0.00	\$230,128.23	\$230,128.23	\$197,110.20	\$197,110.20	\$33,018.03
SAN NICOLAS DE LOS RANCHOS	\$0.00	\$247,617.84	\$247,617.84	\$197,861.20	\$197,861.20	\$49,756.64
TLALTENANGO	\$0.00	\$269,632.16	\$269,632.16	\$196,247.39	\$196,247.39	\$73,384.77
HEROICA PUEBLA DE ZARAGOZA	\$0.00	\$2,658,282.35	\$2,658,282.35	\$2,486,020.39	\$2,486,020.39	\$172,261.96
PUEBLA CABECERA	\$0.00	\$828,601.48	\$828,601.48	\$776,709.58	\$776,709.58	\$51,891.90
CUAUTLANCINGO	\$0.00	\$271,590.95	\$271,590.95	\$229,324.00	\$229,324.00	\$42,266.95
HEROICA PUEBLA DE ZARAGOZA	\$0.00	\$2,718,554.61	\$2,718,554.61	\$2,598,417.27	\$2,598,417.27	\$120,137.34

Concepto	Egresos					Subejercicio
	Aprobado	Ampliaciones / (Reducciones)	Modificado	Devengado	Pagado	
	1	2	3=(1+2)	4	5	
					6 = (3 - 4)	
HEROICA PUEBLA DE ZARAGOZA	\$0.00	\$2,409,429.35	\$2,409,429.35	\$2,229,752.23	\$2,229,752.23	\$179,677.12
AMAZOC DE MOTA	\$0.00	\$2,943,140.59	\$2,943,140.59	\$2,755,529.80	\$2,755,529.80	\$187,610.79
AMAZOC CABECERA	\$0.00	\$348,300.86	\$348,300.86	\$252,463.32	\$252,463.32	\$95,837.54
ACAJETE	\$0.00	\$284,797.66	\$284,797.66	\$219,194.13	\$219,194.13	\$65,603.53
ATOYATEMPAN	\$0.00	\$267,709.32	\$267,709.32	\$194,837.66	\$194,837.66	\$72,871.66
CUAUTINCHAN	\$0.00	\$257,205.85	\$257,205.85	\$188,067.53	\$188,067.53	\$69,138.32
MIXTLA	\$0.00	\$264,369.37	\$264,369.37	\$187,249.71	\$187,249.71	\$77,119.66
SANTO TOMAS HUEYOTLIPAN	\$0.00	\$264,166.45	\$264,166.45	\$189,428.13	\$189,428.13	\$74,738.32
TECALI DE HERRERA	\$0.00	\$265,476.10	\$265,476.10	\$194,471.11	\$194,471.11	\$71,004.99
TEPATLAXCO DE HIDALGO	\$0.00	\$262,411.94	\$262,411.94	\$191,464.04	\$191,464.04	\$70,947.90
TLANEPANTLA	\$0.00	\$262,178.62	\$262,178.62	\$196,773.63	\$196,773.63	\$65,404.99
TZICATLACOYAN	\$0.00	\$266,499.29	\$266,499.29	\$189,889.20	\$189,889.20	\$76,610.09
TEPEACA	\$0.00	\$2,680,544.69	\$2,680,544.69	\$2,481,196.98	\$2,481,196.98	\$199,347.71
TEPEACA CABECERA	\$0.00	\$339,711.79	\$339,711.79	\$236,850.42	\$236,850.42	\$102,861.37
CUAPIAXTLA DE MADERO	\$0.00	\$261,567.82	\$261,567.82	\$185,631.50	\$185,631.50	\$75,936.32
LOS REYES DE JUAREZ	\$0.00	\$267,068.98	\$267,068.98	\$190,463.99	\$190,463.99	\$76,604.99
MAZAPILTEPEC DE JUAREZ	\$0.00	\$263,977.51	\$263,977.51	\$183,109.03	\$183,109.03	\$80,868.48
NOPALUCAN	\$0.00	\$268,545.25	\$268,545.25	\$215,923.91	\$215,923.91	\$52,621.34
RAFAEL LARA GRAJALES	\$0.00	\$267,270.35	\$267,270.35	\$207,423.31	\$207,423.31	\$59,847.04
SAN JOSE CHIAPA	\$0.00	\$263,440.28	\$263,440.28	\$187,022.33	\$187,022.33	\$76,417.95
SOLTEPEC	\$0.00	\$264,149.29	\$264,149.29	\$192,629.63	\$192,629.63	\$71,519.66
ACATZINGO	\$0.00	\$274,778.02	\$274,778.02	\$214,555.13	\$214,555.13	\$60,222.89
CIUDAD SERDAN	\$0.00	\$2,960,686.72	\$2,960,686.72	\$2,779,140.29	\$2,779,140.29	\$181,546.43
CHALCHICOMULA DE SESMA CABECERA	\$0.00	\$275,879.52	\$275,879.52	\$210,191.99	\$210,191.99	\$65,687.53
ATZITZINTLA	\$0.00	\$265,798.47	\$265,798.47	\$194,449.30	\$194,449.30	\$71,349.17
ALJOJUCA	\$0.00	\$265,970.03	\$265,970.03	\$196,831.71	\$196,831.71	\$69,138.32
CHICHQUILA	\$0.00	\$267,314.53	\$267,314.53	\$200,074.87	\$200,074.87	\$67,239.66
CHILCHOTLA	\$0.00	\$266,717.62	\$266,717.62	\$198,644.11	\$198,644.11	\$68,073.51
ESPERANZA	\$0.00	\$262,962.91	\$262,962.91	\$186,895.20	\$186,895.20	\$76,067.71
ORIENTAL	\$0.00	\$267,534.25	\$267,534.25	\$201,416.05	\$201,416.05	\$66,118.20
QUIMIXTLAN	\$0.00	\$269,337.31	\$269,337.31	\$198,940.95	\$198,940.95	\$70,396.36
SAN JUAN ATENCO	\$0.00	\$262,677.51	\$262,677.51	\$191,844.52	\$191,844.52	\$70,832.99
SAN NICOLAS BUENOS AIRES	\$0.00	\$264,596.68	\$264,596.68	\$198,100.79	\$198,100.79	\$66,495.89
SAN SALVADOR EL SECO	\$0.00	\$297,710.56	\$297,710.56	\$230,861.17	\$230,861.17	\$66,849.39
TLACHICHUCA	\$0.00	\$270,417.69	\$270,417.69	\$203,231.41	\$203,231.41	\$67,186.28
TECAMACHALCO	\$0.00	\$2,599,185.26	\$2,599,185.26	\$2,412,408.97	\$2,412,408.97	\$186,776.29
TECAMACHALCO CABECERA	\$0.00	\$330,368.39	\$330,368.39	\$198,034.31	\$198,034.31	\$132,334.08
PALMAR DE BRAVO	\$0.00	\$231,996.90	\$231,996.90	\$202,380.33	\$202,380.33	\$29,616.57
QUECHOLAC	\$0.00	\$232,095.61	\$232,095.61	\$200,612.37	\$200,612.37	\$31,483.24

**Instituto Electoral del Estado
Estado de Puebla
Estado Analítico del Ejercicio del Presupuesto de Egresos
Clasificación Administrativa
| Del 01/ene./2021 Al 30/sep./2021**

Fecha y | 12/oct./2021
hora de Impresión | 11:42 a. m.

Usu: alemantilla
Rep: rptEstadoPresupuestoEgresos_UA3

Concepto	Egresos					Subejercicio
	Aprobado	Ampliaciones / (Reducciones)	Modificado	Devengado	Pagado	
	1	2	3=(1+2)	4	5	
SAN SALVADOR HUIXCOLOTLA	\$0.00	\$226,609.63	\$226,609.63	\$191,964.93	\$191,964.93	\$34,644.70
GENERAL FELIPE ANGELES	\$0.00	\$230,008.88	\$230,008.88	\$200,590.85	\$200,590.85	\$29,418.03
YEHUALTEPEC	\$0.00	\$218,041.15	\$218,041.15	\$188,192.58	\$188,192.58	\$29,848.57
HEROICA PUEBLA DE ZARAGOZA	\$0.00	\$2,741,240.79	\$2,741,240.79	\$2,592,956.21	\$2,592,956.21	\$148,284.58
HEROICA PUEBLA DE ZARAGOZA	\$0.00	\$3,233,662.34	\$3,233,662.34	\$3,121,665.43	\$3,121,665.43	\$111,996.91
CHOLULA DE RIVADAVIA	\$0.00	\$2,567,787.37	\$2,567,787.37	\$2,416,280.15	\$2,416,280.15	\$151,507.22
SAN PEDRO CHOLULA CABECERA	\$0.00	\$281,119.39	\$281,119.39	\$269,782.34	\$269,782.34	\$11,337.05
SAN ANDRES CHOLULA	\$0.00	\$274,073.31	\$274,073.31	\$262,503.26	\$262,503.26	\$11,570.05
HEROICA PUEBLA DE ZARAGOZA	\$0.00	\$2,644,959.64	\$2,644,959.64	\$2,457,083.60	\$2,457,083.60	\$187,876.04
HEROICA PUEBLA DE ZARAGOZA	\$0.00	\$2,568,915.21	\$2,568,915.21	\$2,381,534.15	\$2,381,534.15	\$187,381.06
ATLIXCO	\$0.00	\$3,258,048.15	\$3,258,048.15	\$3,113,499.72	\$3,113,499.72	\$144,548.43
ATLIXCO CABECERA	\$0.00	\$290,233.53	\$290,233.53	\$282,415.70	\$282,415.70	\$7,817.83
ATZITZIHUACAN	\$0.00	\$213,312.36	\$213,312.36	\$181,795.66	\$181,795.66	\$31,516.70
OCOYUCAN	\$0.00	\$233,464.79	\$233,464.79	\$204,261.88	\$204,261.88	\$29,202.91
SAN DIEGO LA MESA TOCHIMILTZINGO	\$0.00	\$235,701.72	\$235,701.72	\$206,283.69	\$206,283.69	\$29,418.03
SAN GREGORIO ATZOMPA	\$0.00	\$221,905.90	\$221,905.90	\$195,101.20	\$195,101.20	\$26,804.70
SAN JERONIMO TECUANIPAN	\$0.00	\$221,211.73	\$221,211.73	\$187,798.65	\$187,798.65	\$33,413.08
SANTA ISABEL CHOLULA	\$0.00	\$228,465.23	\$228,465.23	\$194,335.20	\$194,335.20	\$34,130.03
TIANGUISMANALCO	\$0.00	\$234,622.90	\$234,622.90	\$196,388.49	\$196,388.49	\$38,234.41
TOCHIMILCO	\$0.00	\$230,369.50	\$230,369.50	\$199,403.22	\$199,403.22	\$30,966.28
IZUCAR DE MATAMOROS	\$0.00	\$3,593,806.81	\$3,593,806.81	\$3,460,684.31	\$3,460,684.31	\$133,122.50
IZUCAR DE MATAMOROS CABECERA	\$0.00	\$282,307.35	\$282,307.35	\$270,904.30	\$270,904.30	\$11,403.05
ALBINO ZERTUCHE	\$0.00	\$229,297.09	\$229,297.09	\$203,612.39	\$203,612.39	\$25,684.70
ATZALA	\$0.00	\$241,470.97	\$241,470.97	\$210,140.61	\$210,140.61	\$31,330.36
CHIAUTLA	\$0.00	\$243,707.90	\$243,707.90	\$217,982.66	\$217,982.66	\$25,725.24
CHIETLA	\$0.00	\$233,641.54	\$233,641.54	\$210,214.97	\$210,214.97	\$23,426.57
CHILA DE LA SAL	\$0.00	\$222,918.08	\$222,918.08	\$193,454.39	\$193,454.39	\$29,463.69
COHETZALA	\$0.00	\$240,832.27	\$240,832.27	\$213,280.90	\$213,280.90	\$27,551.37
COHUECAN	\$0.00	\$224,891.08	\$224,891.08	\$201,281.05	\$201,281.05	\$23,610.03
HUAQUECHULA	\$0.00	\$222,757.89	\$222,757.89	\$187,415.86	\$187,415.86	\$35,342.03
HUEHUETLAN EL CHICO	\$0.00	\$235,145.67	\$235,145.67	\$203,850.31	\$203,850.31	\$31,295.36
IXCAMILPA DE GUERRERO	\$0.00	\$236,433.14	\$236,433.14	\$204,648.44	\$204,648.44	\$31,784.70
ACTEOPAN	\$0.00	\$226,748.88	\$226,748.88	\$192,431.85	\$192,431.85	\$34,317.03
JOLALPAN	\$0.00	\$238,625.19	\$238,625.19	\$210,573.82	\$210,573.82	\$28,051.37
TEOTLALCO	\$0.00	\$235,937.22	\$235,937.22	\$220,852.52	\$220,852.52	\$15,084.70
TEPEMAXALCO	\$0.00	\$238,931.42	\$238,931.42	\$201,300.05	\$201,300.05	\$37,631.37
TEPEOJUMA	\$0.00	\$228,338.63	\$228,338.63	\$194,723.26	\$194,723.26	\$33,615.37
TEPEXCO	\$0.00	\$208,569.92	\$208,569.92	\$170,505.22	\$170,505.22	\$38,064.70
TILAPA	\$0.00	\$236,870.42	\$236,870.42	\$208,153.39	\$208,153.39	\$28,717.03

Concepto	Egresos					Subejercicio
	Aprobado	Ampliaciones / (Reducciones)	Modificado	Devengado	Pagado	
	1	2	3=(1+2)	4	5	
TLAPANALA	\$0.00	\$238,531.44	\$238,531.44	\$208,366.74	\$208,366.74	\$30,164.70
XICOTLAN	\$0.00	\$220,548.38	\$220,548.38	\$191,868.64	\$191,868.64	\$28,679.74
ACATLAN DE OSORIO	\$0.00	\$4,279,510.29	\$4,279,510.29	\$4,137,833.95	\$4,137,833.95	\$141,676.34
ACATLAN CABECERA	\$0.00	\$268,524.61	\$268,524.61	\$247,454.14	\$247,454.14	\$21,070.47
AHUATLAN	\$0.00	\$227,713.06	\$227,713.06	\$192,695.03	\$192,695.03	\$35,018.03
AHUEHUETITLA	\$0.00	\$227,602.55	\$227,602.55	\$196,272.19	\$196,272.19	\$31,330.36
AXUTLA	\$0.00	\$263,712.58	\$263,712.58	\$184,144.27	\$184,144.27	\$79,568.31
CHIGMECATITLAN	\$0.00	\$268,165.92	\$268,165.92	\$194,375.95	\$194,375.95	\$73,789.97
CHILA	\$0.00	\$264,513.92	\$264,513.92	\$191,596.60	\$191,596.60	\$72,917.32
CHINANTLA	\$0.00	\$221,982.71	\$221,982.71	\$196,798.01	\$196,798.01	\$25,184.70
COATZINGO	\$0.00	\$225,130.02	\$225,130.02	\$199,399.66	\$199,399.66	\$25,730.36
CUAYUCA DE ANDRADE	\$0.00	\$226,753.82	\$226,753.82	\$191,735.79	\$191,735.79	\$35,018.03
EPATLAN	\$0.00	\$225,209.27	\$225,209.27	\$190,191.24	\$190,191.24	\$35,018.03
GUADALUPE	\$0.00	\$269,593.14	\$269,593.14	\$202,553.48	\$202,553.48	\$67,039.66
HUATLATLAUCA	\$0.00	\$265,520.71	\$265,520.71	\$193,582.06	\$193,582.06	\$71,938.65
HUEHUETLAN EL GRANDE	\$0.00	\$223,074.76	\$223,074.76	\$188,304.60	\$188,304.60	\$34,770.16
HUITZILTEPEC	\$0.00	\$209,325.12	\$209,325.12	\$178,030.76	\$178,030.76	\$31,294.36
LA MAGDALENA TLATLAUQUITEPEC	\$0.00	\$224,729.40	\$224,729.40	\$190,332.57	\$190,332.57	\$34,396.83
MOLCAXAC	\$0.00	\$224,853.58	\$224,853.58	\$187,923.22	\$187,923.22	\$36,930.36
PETLALCINGO	\$0.00	\$225,725.34	\$225,725.34	\$199,994.98	\$199,994.98	\$25,730.36
PIAXTLA	\$0.00	\$224,623.74	\$224,623.74	\$189,272.71	\$189,272.71	\$35,351.03
SAN JERONIMO XAYACATLAN	\$0.00	\$225,516.24	\$225,516.24	\$190,498.21	\$190,498.21	\$35,018.03
SAN JUAN ATZOMPA	\$0.00	\$222,821.82	\$222,821.82	\$185,811.66	\$185,811.66	\$37,010.16
SAN MARTIN TOTOLTEPEC	\$0.00	\$218,998.22	\$218,998.22	\$181,881.52	\$181,881.52	\$37,116.70
SAN MIGUEL IXITLAN	\$0.00	\$223,179.52	\$223,179.52	\$188,974.82	\$188,974.82	\$34,204.70
SAN PABLO ANICANO	\$0.00	\$231,451.48	\$231,451.48	\$200,121.12	\$200,121.12	\$31,330.36
SAN PEDRO YELOIXTLAHUACA	\$0.00	\$224,503.31	\$224,503.31	\$189,485.28	\$189,485.28	\$35,018.03
SANTA CATARINA TLALTEMPAN	\$0.00	\$228,480.84	\$228,480.84	\$200,883.81	\$200,883.81	\$27,597.03
SANTA INES AHUATEMPAN	\$0.00	\$226,089.72	\$226,089.72	\$189,159.36	\$189,159.36	\$36,930.36
TECOMATLAN	\$0.00	\$223,418.62	\$223,418.62	\$186,533.92	\$186,533.92	\$36,884.70
TEHUITZINGO	\$0.00	\$225,113.21	\$225,113.21	\$195,571.64	\$195,571.64	\$29,541.57
TEOPANTLAN	\$0.00	\$223,906.39	\$223,906.39	\$196,229.56	\$196,229.56	\$27,676.83
TEPEXI DE RODRIGUEZ	\$0.00	\$226,249.11	\$226,249.11	\$200,365.87	\$200,365.87	\$25,883.24
TEPEYAHUALCO DE CUAUHTEMOC	\$0.00	\$223,571.25	\$223,571.25	\$194,107.56	\$194,107.56	\$29,463.69
TOCHTEPEC	\$0.00	\$219,011.24	\$219,011.24	\$185,429.33	\$185,429.33	\$33,581.91
TOTOLTEPEC DE GUERRERO	\$0.00	\$229,422.97	\$229,422.97	\$194,278.27	\$194,278.27	\$35,144.70
TULCINGO	\$0.00	\$223,443.19	\$223,443.19	\$201,491.82	\$201,491.82	\$21,951.37
XAYACATLAN DE BRAVO	\$0.00	\$223,742.57	\$223,742.57	\$183,216.47	\$183,216.47	\$40,526.10
XOCHILTEPEC	\$0.00	\$225,159.39	\$225,159.39	\$189,021.36	\$189,021.36	\$36,138.03


Concepto	Egresos					Subejercicio
	Aprobado	Ampliaciones / (Reducciones)	Modificado	Devengado	Pagado	
	1	2	3=(1+2)	4	5	
XOCHITLAN TODOS SANTOS	\$0.00	\$225,114.55	\$225,114.55	\$188,184.19	\$188,184.19	\$36,930.36
ZACAPALA	\$0.00	\$227,854.18	\$227,854.18	\$196,569.48	\$196,569.48	\$31,284.70
TEHUACAN	\$0.00	\$2,834,665.40	\$2,834,665.40	\$2,646,995.09	\$2,646,995.09	\$187,670.31
TEHUACAN CABECERA	\$0.00	\$301,089.44	\$301,089.44	\$292,594.39	\$292,594.39	\$8,495.05
CALTEPEC	\$0.00	\$221,762.82	\$221,762.82	\$190,246.12	\$190,246.12	\$31,516.70
COYOTEPEC	\$0.00	\$228,348.00	\$228,348.00	\$195,196.63	\$195,196.63	\$33,151.37
IXCAQUIXTLA	\$0.00	\$227,603.40	\$227,603.40	\$189,846.57	\$189,846.57	\$37,756.83
JUAN N. MENDEZ	\$0.00	\$226,063.34	\$226,063.34	\$200,146.64	\$200,146.64	\$25,916.70
ATEXCAL	\$0.00	\$231,797.05	\$231,797.05	\$202,147.02	\$202,147.02	\$29,650.03
TEPANCO DE LOPEZ	\$0.00	\$221,038.26	\$221,038.26	\$189,521.56	\$189,521.56	\$31,516.70
TLACOTEPEC DE BENITO JUAREZ	\$0.00	\$230,473.65	\$230,473.65	\$201,142.42	\$201,142.42	\$29,331.23
ZAPOTITLAN	\$0.00	\$222,997.80	\$222,997.80	\$189,800.77	\$189,800.77	\$33,197.03
TEHUACAN	\$0.00	\$2,486,156.69	\$2,486,156.69	\$2,295,914.38	\$2,295,914.38	\$190,242.31
CAÑADA MORELOS	\$0.00	\$228,140.33	\$228,140.33	\$197,403.76	\$197,403.76	\$30,736.57
CHAPULCO	\$0.00	\$223,410.40	\$223,410.40	\$193,482.71	\$193,482.71	\$29,927.69
NICOLAS BRAVO	\$0.00	\$220,437.59	\$220,437.59	\$190,821.02	\$190,821.02	\$29,616.57
SANTIAGO MIAHUATLAN	\$0.00	\$226,640.37	\$226,640.37	\$195,056.13	\$195,056.13	\$31,584.24
AJALPAN	\$0.00	\$3,144,122.45	\$3,144,122.45	\$2,993,545.40	\$2,993,545.40	\$150,577.05
AJALPAN CABECERA	\$0.00	\$270,999.61	\$270,999.61	\$255,273.58	\$255,273.58	\$15,726.03
ALTEPEXI	\$0.00	\$221,590.07	\$221,590.07	\$192,471.50	\$192,471.50	\$29,118.57
COXCATLAN	\$0.00	\$235,088.48	\$235,088.48	\$220,039.57	\$220,039.57	\$15,048.91
COYOMEAPAN	\$0.00	\$218,018.41	\$218,018.41	\$198,356.18	\$198,356.18	\$19,662.23
ELOXOCHITLAN	\$0.00	\$222,928.99	\$222,928.99	\$193,266.76	\$193,266.76	\$29,662.23
SAN ANTONIO CAÑADA	\$0.00	\$220,204.89	\$220,204.89	\$187,555.99	\$187,555.99	\$32,648.90
SAN GABRIEL CHILAC	\$0.00	\$223,548.15	\$223,548.15	\$190,097.24	\$190,097.24	\$33,450.91
SAN JOSE MIAHUATLAN	\$0.00	\$219,103.47	\$219,103.47	\$187,521.56	\$187,521.56	\$31,581.91
SAN SEBASTIAN TLACOTEPEC	\$0.00	\$226,908.40	\$226,908.40	\$199,091.83	\$199,091.83	\$27,816.57
VICENTE GUERRERO	\$0.00	\$223,726.16	\$223,726.16	\$186,597.26	\$186,597.26	\$37,128.90
ZINACATEPEC	\$0.00	\$218,375.61	\$218,375.61	\$192,579.37	\$192,579.37	\$25,796.24
ZOQUITLAN	\$0.00	\$228,240.60	\$228,240.60	\$193,404.30	\$193,404.30	\$34,836.30
Sin Ramo/Dependencia	\$421,738,151.00	\$449,019,922.72	\$870,758,073.72	\$702,567,177.76	\$702,283,940.76	\$168,190,895.96
Total del Gasto	\$421,738,151.00	\$449,019,922.72	\$870,758,073.72	\$702,567,177.76	\$702,283,940.76	\$168,190,895.96

Instituto Electoral del Estado
Estado de Puebla
Estado Analítico del Ejercicio del Presupuesto de Egresos
Clasificación Administrativa
 | Del 01/ene./2021 Al 30/sep./2021


Fecha y hora de Impresión | 12/oct./2021
 11:42 a. m.

Usr: alemantilla
 Rep: rptEstadoPresupuestoEgresos_UA3

Concepto	Egresos					Subejercicio
	Aprobado	Ampliaciones / (Reducciones)	Modificado	Devengado	Pagado	
	1	2	3=(1+2)	4	5	
						6 = (3 - 4)



C. MIGUEL ÁNGEL GARCÍA ONOFRE
 CONSEJERO PRESIDENTE




C. CHRISTIAN MICHELLE BETANCOURT MENDIVIL
 ENCARGADA DE LA DIRECCIÓN ADMINISTRATIVA

**Instituto Electoral del Estado
Estado de Puebla**
Estado Analítico del Ejercicio del Presupuesto de Egresos
Clasificación Económica (por Tipo de Gasto)
| Del 01/ene./2021 Al 30/sep./2021

Usr: alemantilla
Rep: rptEstadoPresupuestoEgresos_CL2

Fecha y hora de Impresión | 12/oct./2021
11:45 a. m.

Concepto	Egresos					
	Aprobado	Ampliaciones / (Reducciones)	Modificado	Devengado	Pagado	Subejercicio
	1	2	3=(1+2)	4	5	6 = (3 - 4)
Gasto Corriente	\$421,738,151.00	\$439,504,050.61	\$861,242,201.61	\$697,705,697.04	\$697,422,460.04	\$163,536,504.57
Gasto de Capital	\$0.00	\$9,515,872.11	\$9,515,872.11	\$4,861,480.72	\$4,861,480.72	\$4,654,391.39
Amortización de la deuda y disminución de pasivos	\$0.00	\$0.00	\$0.00	\$0.00	\$0.00	\$0.00
Pensiones y Jubilaciones	\$0.00	\$0.00	\$0.00	\$0.00	\$0.00	\$0.00
Participaciones	\$0.00	\$0.00	\$0.00	\$0.00	\$0.00	\$0.00
Total del Gasto	\$421,738,151.00	\$449,019,922.72	\$870,758,073.72	\$702,567,177.76	\$702,283,940.76	\$168,190,895.96


 C. MIGUEL ANGEL GARCÍA ONOFRE
 CONSEJERO PRESIDENTE


 C. CHRISTIAN MICHELLE BETANCOURT MENDIVIL
 ENCARGADA DE LA DIRECCIÓN ADMINISTRATIVA



Instituto Electoral del Estado Estado de Puebla

Estado Analítico del Ejercicio del Presupuesto de Egresos Clasificación por Objeto del Gasto (Capítulo y Concepto) | Del 01/ene./2021 Al 30/sep./2021

Usu: alemantilla
Rep: rptEstadoPresupuestoEgresos_CP_CTO

Fecha y hora de Impresión | 12/oct./2021
11:46 a. m.

Concepto	Egresos					
	Aprobado	Ampliaciones / (Reducciones)	Modificado	Devengado	Pagado	Subejercicio
	1	2	3=(1+2)	4	5	6 = (3 - 4)
AMORTIZACIÓN DE LA DEUDA PÚBLICA	\$0.00	\$0.00	\$0.00	\$0.00	\$0.00	\$0.00
INTERESES DE LA DEUDA PÚBLICA	\$0.00	\$0.00	\$0.00	\$0.00	\$0.00	\$0.00
COMISIONES DE LA DEUDA PÚBLICA	\$0.00	\$0.00	\$0.00	\$0.00	\$0.00	\$0.00
GASTOS DE LA DEUDA PÚBLICA	\$0.00	\$0.00	\$0.00	\$0.00	\$0.00	\$0.00
COSTOS POR COBERTURAS	\$0.00	\$0.00	\$0.00	\$0.00	\$0.00	\$0.00
APOYOS FINANCIEROS	\$0.00	\$0.00	\$0.00	\$0.00	\$0.00	\$0.00
ADEUDOS DE EJERCICIOS FISCALES ANTERIORES (ADEFAS)	\$0.00	\$0.00	\$0.00	\$0.00	\$0.00	\$0.00
Total del Gasto	\$421,738,151.00	\$449,019,922.72	\$870,758,073.72	\$702,567,177.76	\$702,283,940.76	\$168,190,895.96

C. MIGUEL ÁNGEL GARCÍA ONOFRE
CONSEJERO PRESIDENTE

C. CHRISTIAN MICHELLE BETANCOURT MENDIVIL
ENCARGADA DE LA DIRECCIÓN ADMINISTRATIVA




**Instituto Electoral del Estado
Estado de Puebla**
Estado Analítico del Ejercicio del Presupuesto de Egresos
Clasificación Funcional (Finalidad y Función)
| Del 01/ene./2021 Al 30/sep./2021

Usr: alemantilla
Rep: rptEstadoPresupuestoEgresos_FN3

Fecha y hora de Impresión | 12/oct./2021
11:52 a. m.

Concepto	Egresos					
	Aprobado	Ampliaciones / (Reducciones)	Modificado	Devengado	Pagado	Subejercicio
	1	2	3=(1+2)	4	5	6 = (3 - 4)
ADEUDOS DE EJERCICIOS FISCALES ANTERIORES	\$0.00	\$0.00	\$0.00	\$0.00	\$0.00	\$0.00
Total del Gasto	\$421,738,151.00	\$449,019,922.72	\$870,758,073.72	\$702,567,177.76	\$702,283,940.76	\$168,190,895.96


C. MIGUEL ÁNGEL GARCÍA ONOFRE
CONSEJERO PRESIDENTE


C. CHRISTIAN MICHELLE BETANCOURT MENDIVIL
ENCARGADA DE LA DIRECCIÓN ADMINISTRATIVA