

Instituto Electoral del Estado
Estado de Puebla
Estado Analítico del Ejercicio del Presupuesto de Egresos
Clasificación Administrativa
Del 01/ene./2021 Al 30/jun./2021

Fecha y hora de Impresión | 16/jul./2021
11:43 a. m.

Usu: alemantilla
Rep: rptEstadoPresupuestoEgresos_UA3

Concepto	Egresos					Subejercicio
	Aprobado	Ampliaciones / (Reducciones)	Modificado	Devengado	Pagado	
	1	2	3=(1+2)	4	5	
					6 = (3 - 4)	
Sin Ramo/Dependencia						
CONSEJO GENERAL	\$18,551,498.00	\$6,282,092.75	\$24,833,590.75	\$11,390,542.66	\$11,341,128.61	\$13,443,048.09
OFICINA DE PRESIDENCIA	\$2,313,782.00	\$2,054,919.49	\$4,368,701.49	\$2,092,696.25	\$2,070,716.42	\$2,276,005.24
UNIDAD DE TRANSPARENCIA	\$783,168.00	\$646,215.11	\$1,429,383.11	\$701,847.01	\$698,210.29	\$727,536.10
UNIDAD TECNICA DE FISCALIZACIÓN	\$1,772,405.00	\$2,770,259.70	\$4,542,664.70	\$1,223,090.68	\$1,215,737.47	\$3,319,574.02
CONTRALORÍA INTERNA	\$3,970,676.00	\$3,466,907.89	\$7,437,583.89	\$3,077,379.24	\$3,061,658.51	\$4,360,204.65
SECRETARÍA EJECUTIVA	\$2,864,708.00	\$45,051,020.56	\$47,915,728.56	\$25,611,677.59	\$25,587,478.11	\$22,304,050.97
COORDINACIÓN DE COMUNICACIÓN SOCIAL	\$1,340,966.00	\$11,301,369.92	\$12,642,335.92	\$7,157,923.70	\$6,964,914.24	\$5,484,412.22
SUBDIRECCIÓN DE PLANEACIÓN Y EVALUACIÓN	\$1,090,415.00	\$535,472.57	\$1,625,887.57	\$624,243.95	\$620,228.76	\$1,001,643.62
DIRECCIÓN TÉCNICA DEL SECRETARIADO	\$2,605,410.00	\$5,034,799.09	\$7,640,209.09	\$3,543,994.73	\$3,530,080.91	\$4,096,214.36
DIRECCIÓN ADMINISTRATIVA	\$5,726,164.00	\$7,316,097.60	\$13,042,261.60	\$6,301,800.61	\$6,274,675.52	\$6,740,460.99
COORDINACIÓN DE INFORMÁTICA	\$1,038,572.00	\$4,961,457.88	\$6,000,029.88	\$2,109,424.74	\$2,088,665.65	\$3,890,605.14
MATERIALES Y SERVICIOS GENERALES	\$9,421,961.00	\$26,787,923.06	\$36,209,884.06	\$12,278,547.57	\$12,216,383.89	\$23,931,336.49
DIRECCIÓN DE CAPACITACIÓN ELECTORAL Y EDUCACIÓN	\$2,984,465.00	\$17,373,896.52	\$20,358,361.52	\$17,357,426.53	\$17,308,762.43	\$3,000,934.99
DIRECCIÓN DE PRERROGATIVAS Y PARTIDOS POLÍTICOS	\$356,821,584.00	\$12,003,882.58	\$368,825,466.58	\$222,715,214.13	\$222,700,617.13	\$146,110,252.45
DIRECCIÓN DE ORGANIZACIÓN ELECTORAL	\$3,028,622.00	\$161,053,413.19	\$164,082,035.19	\$148,212,572.57	\$148,162,674.73	\$15,869,462.62
DIRECCIÓN JURÍDICA	\$4,061,060.00	\$4,531,769.15	\$8,592,829.15	\$3,725,940.94	\$3,710,941.32	\$4,866,888.21
UNIDAD DE FORMACIÓN Y DESARROLLO	\$551,174.00	\$4,814,697.99	\$5,365,871.99	\$3,496,702.32	\$3,484,026.13	\$1,869,169.67
DIRECCIÓN DE ARCHIVO	\$2,050,492.00	\$920,442.55	\$2,970,934.55	\$1,439,953.82	\$1,432,426.83	\$1,530,980.73
DIRECCIÓN DE IGUALDAD Y NO DISCRIMINACIÓN	\$761,029.00	\$709,330.33	\$1,470,359.33	\$934,892.05	\$929,823.59	\$535,467.28
XICOTEPEC DE JUAREZ	\$0.00	\$2,685,916.68	\$2,685,916.68	\$2,569,769.08	\$2,557,945.16	\$116,147.60
XICOTEPEC CABECERA	\$0.00	\$319,810.96	\$319,810.96	\$233,072.20	\$231,928.10	\$86,738.76
HONEY	\$0.00	\$237,545.66	\$237,545.66	\$156,241.34	\$155,482.27	\$81,304.32
JALPAN	\$0.00	\$246,359.15	\$246,359.15	\$171,354.25	\$170,595.18	\$75,004.90
NAUPAN	\$0.00	\$242,035.88	\$242,035.88	\$152,203.00	\$151,443.93	\$89,832.88
PAHUATLÁN	\$0.00	\$244,995.18	\$244,995.18	\$159,831.33	\$159,072.26	\$85,163.85
PANTEPEC	\$0.00	\$244,581.38	\$244,581.38	\$161,183.30	\$160,424.23	\$83,398.08
TLACUILOTEPEC	\$0.00	\$244,163.78	\$244,163.78	\$157,264.36	\$156,505.29	\$86,899.42
TLAXCO	\$0.00	\$249,772.06	\$249,772.06	\$158,636.42	\$157,861.16	\$91,135.64
VENUSTIANO CARRANZA	\$0.00	\$247,204.84	\$247,204.84	\$156,269.80	\$155,480.17	\$90,935.04
FRANCISCO Z. MENA	\$0.00	\$244,730.23	\$244,730.23	\$164,905.61	\$164,183.29	\$79,824.62
HUAUCHINANGO DE DEGOLLADO	\$0.00	\$2,953,121.14	\$2,953,121.14	\$2,800,856.89	\$2,788,005.47	\$152,264.25
HUAUCHINANGO CABECERA	\$0.00	\$334,451.43	\$334,451.43	\$247,528.31	\$246,375.48	\$86,923.12
AMIXTLÁN	\$0.00	\$243,694.68	\$243,694.68	\$157,105.37	\$156,346.30	\$86,589.31
CAMOCUAUTLA	\$0.00	\$242,000.04	\$242,000.04	\$150,482.75	\$149,693.12	\$91,517.29
CHICONCUAUTLA	\$0.00	\$244,123.88	\$244,123.88	\$156,632.34	\$155,873.27	\$87,491.54
COATEPEC	\$0.00	\$242,080.88	\$242,080.88	\$148,024.90	\$147,265.83	\$94,055.98
HERMENEGILDO GALEANA	\$0.00	\$241,944.77	\$241,944.77	\$148,584.97	\$147,917.01	\$93,359.80

**Instituto Electoral del Estado
Estado de Puebla
Estado Analítico del Ejercicio del Presupuesto de Egresos**

Clasificación Administrativa
Del 01/ene./2021 Al 30/jun./2021

Fecha y 16/jul./2021
hora de Impresión 11:43 a. m.

Usr: alemantilla
Rep: rptEstadoPresupuestoEgresos_UA3

Concepto	Egresos					Subejercicio
	Aprobado	Ampliaciones / (Reducciones)	Modificado	Devengado	Pagado	
	1	2	3=(1+2)	4	5	
AHUACATLÁN	\$0.00	\$243,694.68	\$243,694.68	\$151,505.37	\$150,746.30	\$92,189.31
JOPALA	\$0.00	\$242,035.88	\$242,035.88	\$154,544.34	\$153,785.27	\$87,491.54
JUAN GALINDO	\$0.00	\$242,436.02	\$242,436.02	\$148,889.33	\$148,130.26	\$93,546.69
SAN FELIPE TEPATLÁN	\$0.00	\$241,401.35	\$241,401.35	\$145,928.27	\$145,169.20	\$95,473.08
TEPANGO DE RODRIGUEZ	\$0.00	\$241,341.66	\$241,341.66	\$147,984.92	\$147,316.87	\$93,356.74
TLAOLA	\$0.00	\$242,198.41	\$242,198.41	\$158,083.85	\$157,324.78	\$84,114.56
TLAPACOYA	\$0.00	\$239,737.67	\$239,737.67	\$152,246.13	\$151,487.06	\$87,491.54
ZIHUATEUTLA	\$0.00	\$241,237.68	\$241,237.68	\$153,746.14	\$152,987.07	\$87,491.54
ZACATLAN	\$0.00	\$2,549,244.07	\$2,549,244.07	\$2,352,958.51	\$2,341,884.60	\$196,285.56
ZACATLAN CABECERA	\$0.00	\$322,680.71	\$322,680.71	\$220,478.09	\$219,337.39	\$102,202.62
AQUIXTLA	\$0.00	\$243,341.43	\$243,341.43	\$153,453.03	\$152,618.83	\$89,888.40
CHIGNAHUAPAN	\$0.00	\$253,654.53	\$253,654.53	\$176,343.24	\$175,584.17	\$77,311.29
IXTACAMAXTITLAN	\$0.00	\$247,593.44	\$247,593.44	\$155,166.75	\$154,407.68	\$92,426.69
LIBRES	\$0.00	\$275,130.20	\$275,130.20	\$189,341.12	\$188,502.55	\$85,789.08
OCOTEPEC	\$0.00	\$250,779.17	\$250,779.17	\$161,645.71	\$160,886.64	\$89,133.46
AHUAZOTEPEC	\$0.00	\$276,695.48	\$276,695.48	\$156,862.62	\$156,103.55	\$119,832.86
ZACAPOAXTLA	\$0.00	\$3,262,834.54	\$3,262,834.54	\$3,103,110.01	\$3,089,390.66	\$159,724.53
ZACAPOAXTLA CABECERA	\$0.00	\$325,581.15	\$325,581.15	\$233,671.07	\$232,526.97	\$91,910.08
CUAUTEMPAN	\$0.00	\$242,035.88	\$242,035.88	\$152,435.00	\$151,675.93	\$89,600.88
CAXHUACAN	\$0.00	\$250,444.37	\$250,444.37	\$156,921.58	\$156,162.51	\$93,522.79
HUEHUETLA	\$0.00	\$237,156.92	\$237,156.92	\$148,396.80	\$147,637.73	\$88,760.12
HUEYTLALPAN	\$0.00	\$242,035.88	\$242,035.88	\$148,701.67	\$147,942.60	\$93,334.21
HUITZILAN DE SERDAN	\$0.00	\$250,444.37	\$250,444.37	\$157,577.58	\$156,818.51	\$92,866.79
IXTEPEC	\$0.00	\$250,195.66	\$250,195.66	\$147,646.25	\$146,843.65	\$102,549.41
NAUZONTLA	\$0.00	\$250,377.98	\$250,377.98	\$162,996.65	\$162,303.97	\$87,381.33
OLINTLA	\$0.00	\$250,311.02	\$250,311.02	\$161,367.71	\$160,675.03	\$88,943.31
TEPETZINTLA	\$0.00	\$241,432.68	\$241,432.68	\$152,734.03	\$151,974.96	\$88,698.65
TETELA DE OCAMPO	\$0.00	\$247,438.81	\$247,438.81	\$163,877.48	\$163,118.41	\$83,561.33
XOCHIAPULCO	\$0.00	\$250,577.17	\$250,577.17	\$157,003.71	\$156,244.64	\$93,573.46
XOCHITLAN DE VICENTE SUAREZ	\$0.00	\$249,841.17	\$249,841.17	\$161,827.71	\$161,068.64	\$88,013.46
ATLEQUIZAYAN	\$0.00	\$253,157.37	\$253,157.37	\$165,890.58	\$165,131.51	\$87,266.79
ZAPOTITLAN DE MENDEZ	\$0.00	\$249,922.59	\$249,922.59	\$162,569.72	\$161,869.23	\$87,352.87
ZARAGOZA	\$0.00	\$249,333.78	\$249,333.78	\$165,718.96	\$164,959.89	\$83,614.82
ZAUTLA	\$0.00	\$252,386.67	\$252,386.67	\$164,921.34	\$164,162.27	\$87,465.33
ZONGOZOTLA	\$0.00	\$249,418.17	\$249,418.17	\$142,965.91	\$142,273.23	\$106,452.26
TLATLAUQUITEPEC	\$0.00	\$2,979,127.34	\$2,979,127.34	\$2,793,638.89	\$2,781,255.20	\$185,488.45
TLATLAUQUITEPEC CABECERA	\$0.00	\$330,648.65	\$330,648.65	\$216,123.39	\$215,070.31	\$114,525.26
ATEMPAN	\$0.00	\$256,613.74	\$256,613.74	\$157,082.89	\$156,555.62	\$99,530.85
AYOTOXCO DE GUERRERO	\$0.00	\$251,112.05	\$251,112.05	\$156,427.74	\$155,735.06	\$94,684.31

**Instituto Electoral del Estado
Estado de Puebla
Estado Analítico del Ejercicio del Presupuesto de Egresos**

Clasificación Administrativa
| Del 01/ene./2021 Al 30/jun./2021

Fecha y | 16/jul./2021
hora de Impresión | 11:43 a. m.

Usr: alemantilla
Rep: rptEstadoPresupuestoEgresos_UA3

Concepto	Egresos					Subejercicio
	Aprobado	Ampliaciones / (Reducciones)	Modificado	Devengado	Pagado	
	1	2	3=(1+2)	4	5	
CUETZALAN DEL PROGRESO	\$0.00	\$256,302.46	\$256,302.46	\$185,637.13	\$184,878.06	\$70,665.33
HUEYAPAN	\$0.00	\$250,984.37	\$250,984.37	\$164,852.25	\$164,093.18	\$86,132.12
HUEYTAMALCO	\$0.00	\$255,464.72	\$255,464.72	\$170,652.72	\$169,893.65	\$84,812.00
JONOTLA	\$0.00	\$250,944.37	\$250,944.37	\$158,940.25	\$158,181.18	\$92,004.12
TENAMPULCO	\$0.00	\$250,569.17	\$250,569.17	\$159,583.71	\$158,824.64	\$90,985.46
TETELES DE AVILA CASTILLO	\$0.00	\$249,343.18	\$249,343.18	\$162,076.39	\$161,317.32	\$87,266.79
ACATENO	\$0.00	\$252,577.97	\$252,577.97	\$160,747.37	\$159,988.30	\$91,830.60
TUZAMAPAN DE GALEANA	\$0.00	\$251,046.17	\$251,046.17	\$159,922.05	\$157,662.98	\$91,124.12
YAONAHUAC	\$0.00	\$249,085.17	\$249,085.17	\$161,960.05	\$161,200.98	\$87,125.12
ZOQUIAPAN	\$0.00	\$250,623.17	\$250,623.17	\$156,132.38	\$155,373.31	\$94,490.79
TEZIUTLAN	\$0.00	\$2,620,676.49	\$2,620,676.49	\$2,430,683.73	\$2,419,266.27	\$189,992.76
TEZIUTLAN CABECERA	\$0.00	\$330,613.44	\$330,613.44	\$237,508.52	\$236,364.42	\$93,104.92
CUYOACO	\$0.00	\$252,957.33	\$252,957.33	\$156,611.03	\$155,851.96	\$96,346.30
GUADALUPE VICTORIA	\$0.00	\$251,833.28	\$251,833.28	\$160,462.92	\$159,703.85	\$91,370.36
LAFRAGUA	\$0.00	\$251,354.33	\$251,354.33	\$157,978.59	\$157,154.82	\$93,375.74
TEPEYAHUALCO	\$0.00	\$254,688.58	\$254,688.58	\$144,472.47	\$143,718.68	\$110,216.11
CHIGNAUTLA	\$0.00	\$258,626.65	\$258,626.65	\$163,344.71	\$162,585.64	\$95,281.94
XIUTETELCO	\$0.00	\$257,273.62	\$257,273.62	\$170,564.60	\$169,805.53	\$86,709.02
SAN MARTIN TEXMELUCAN DE LABASTIDA	\$0.00	\$2,489,491.13	\$2,489,491.13	\$2,253,684.72	\$2,242,072.38	\$235,806.41
SAN MARTIN TEXMELUCAN CABECERA	\$0.00	\$332,932.61	\$332,932.61	\$208,636.62	\$207,686.41	\$124,295.99
SAN MATIAS TLALANCALECA	\$0.00	\$263,839.76	\$263,839.76	\$162,456.27	\$161,892.99	\$101,383.49
SAN SALVADOR EL VERDE	\$0.00	\$246,176.26	\$246,176.26	\$162,544.57	\$161,785.50	\$83,631.69
TLAHUAPAN	\$0.00	\$234,406.97	\$234,406.97	\$150,271.28	\$149,512.21	\$84,135.69
HUEJOTZINGO	\$0.00	\$2,627,837.47	\$2,627,837.47	\$2,381,611.46	\$2,370,087.55	\$246,226.01
HUEJOTZINGO CABECERA	\$0.00	\$337,577.40	\$337,577.40	\$232,672.02	\$231,555.12	\$104,905.38
CHIAUTZINGO	\$0.00	\$244,675.39	\$244,675.39	\$156,718.37	\$155,959.30	\$87,957.02
CORONANGO	\$0.00	\$255,613.07	\$255,613.07	\$170,926.40	\$170,167.33	\$84,686.67
DOMINGO ARENAS	\$0.00	\$258,268.10	\$258,268.10	\$163,680.94	\$162,921.87	\$94,587.16
CALPAN	\$0.00	\$244,432.98	\$244,432.98	\$149,845.82	\$149,086.75	\$94,587.16
JUAN C. BONILLA	\$0.00	\$244,149.64	\$244,149.64	\$132,050.80	\$131,424.52	\$112,098.84
NEALTICAN	\$0.00	\$243,932.19	\$243,932.19	\$146,438.73	\$145,746.05	\$97,493.46
SAN FELIPE TEOTLALCINGO	\$0.00	\$241,858.98	\$241,858.98	\$169,020.83	\$168,261.76	\$72,838.15
SAN MIGUEL XOXTLA	\$0.00	\$245,139.61	\$245,139.61	\$152,778.32	\$152,019.25	\$92,361.29
SAN NICOLAS DE LOS RANCHOS	\$0.00	\$243,519.67	\$243,519.67	\$156,115.59	\$155,356.52	\$87,404.08
TLALTENANGO	\$0.00	\$241,476.33	\$241,476.33	\$149,059.40	\$148,300.33	\$92,416.93
HEROICA PUEBLA DE ZARAGOZA	\$0.00	\$2,630,964.38	\$2,630,964.38	\$2,435,464.57	\$2,423,203.58	\$195,499.81
PUEBLA CABECERA	\$0.00	\$811,142.41	\$811,142.41	\$736,510.63	\$732,258.73	\$74,631.78
CUAUTLANCINGO	\$0.00	\$256,248.89	\$256,248.89	\$197,148.78	\$196,197.46	\$59,100.11
HEROICA PUEBLA DE ZARAGOZA	\$0.00	\$2,696,247.92	\$2,696,247.92	\$2,553,573.22	\$2,540,909.33	\$142,674.70

Instituto Electoral del Estado
Estado de Puebla
Estado Analítico del Ejercicio del Presupuesto de Egresos

Clasificación Administrativa
| Del 01/ene./2021 Al 30/jun./2021

Fecha y | 16/jul./2021
hora de Impresión | 11:43 a. m.

Usr: alemantilla
Rep: rptEstadoPresupuestoEgresos_UA3

Concepto	Egresos					Subejercicio
	Aprobado	Ampliaciones / (Reducciones)	Modificado	Devengado	Pagado	
	1	2	3=(1+2)	4	5	
HEROICA PUEBLA DE ZARAGOZA	\$0.00	\$2,390,021.55	\$2,390,021.55	\$2,189,724.08	\$2,178,575.17	\$200,297.47
AMAZOC DE MOTA	\$0.00	\$2,904,388.07	\$2,904,388.07	\$2,682,207.87	\$2,670,278.96	\$222,180.20
AMAZOC CABECERA	\$0.00	\$332,918.58	\$332,918.58	\$218,545.34	\$217,492.26	\$114,373.24
ACAJETE	\$0.00	\$263,802.18	\$263,802.18	\$179,565.49	\$178,806.42	\$84,236.69
ATOYATEMPAN	\$0.00	\$254,354.74	\$254,354.74	\$162,849.92	\$162,090.85	\$91,504.82
CUAUTINCHAN	\$0.00	\$252,982.73	\$252,982.73	\$164,812.25	\$164,053.18	\$88,170.48
MIXTLA	\$0.00	\$252,982.73	\$252,982.73	\$156,830.91	\$156,071.84	\$96,151.82
SANTO TOMAS HUEYOTLIPAN	\$0.00	\$250,824.53	\$250,824.53	\$157,054.05	\$156,294.98	\$93,770.48
TECALI DE HERRERA	\$0.00	\$255,021.30	\$255,021.30	\$165,383.15	\$164,624.08	\$89,638.15
TEPATLAXCO DE HIDALGO	\$0.00	\$252,261.66	\$252,261.66	\$162,680.60	\$161,948.97	\$89,581.06
TLANEPANTLA	\$0.00	\$252,963.65	\$252,963.65	\$168,526.50	\$167,767.43	\$84,437.15
TZICATLACOYAN	\$0.00	\$252,154.33	\$252,154.33	\$152,512.08	\$151,753.01	\$99,642.25
TEPEACA	\$0.00	\$2,639,370.95	\$2,639,370.95	\$2,402,997.36	\$2,391,788.45	\$236,373.59
TEPEACA CABECERA	\$0.00	\$330,933.90	\$330,933.90	\$211,239.37	\$210,095.27	\$119,694.53
CUAPIAXTLA DE MADERO	\$0.00	\$252,755.95	\$252,755.95	\$157,787.47	\$156,998.54	\$94,968.48
LOS REYES DE JUAREZ	\$0.00	\$244,787.54	\$244,787.54	\$149,549.39	\$148,790.32	\$95,238.15
MAZAPILTEPEC DE JUAREZ	\$0.00	\$252,840.59	\$252,840.59	\$152,939.95	\$152,207.00	\$99,900.64
NOPALUCAN	\$0.00	\$255,343.53	\$255,343.53	\$173,248.67	\$172,489.60	\$82,094.86
RAFAEL LARA GRAJALES	\$0.00	\$255,540.77	\$255,540.77	\$177,060.57	\$176,301.50	\$78,480.20
SAN JOSE CHIAPA	\$0.00	\$252,058.20	\$252,058.20	\$156,807.59	\$156,048.52	\$95,250.61
SOLTEPEC	\$0.00	\$252,379.53	\$252,379.53	\$161,827.71	\$161,068.64	\$90,551.82
ACATZINGO	\$0.00	\$263,777.44	\$263,777.44	\$177,561.39	\$176,712.10	\$86,216.05
CIUDAD SERDAN	\$0.00	\$2,909,675.39	\$2,909,675.39	\$2,695,935.15	\$2,683,871.23	\$213,740.24
CHALCHICOMULA DE SESMA CABECERA	\$0.00	\$313,969.18	\$313,969.18	\$166,524.79	\$165,695.53	\$147,444.39
ATZITZINTLA	\$0.00	\$244,627.89	\$244,627.89	\$154,246.56	\$153,494.97	\$90,381.33
ALJOJUCA	\$0.00	\$254,641.13	\$254,641.13	\$166,470.65	\$165,711.58	\$88,170.48
CHICHQUILA	\$0.00	\$255,599.69	\$255,599.69	\$169,327.87	\$168,568.80	\$86,271.82
CHILCHOTLA	\$0.00	\$255,412.02	\$255,412.02	\$168,254.43	\$167,495.36	\$87,157.59
ESPERANZA	\$0.00	\$241,897.33	\$241,897.33	\$146,797.46	\$146,286.83	\$95,099.87
ORIENTAL	\$0.00	\$255,543.04	\$255,543.04	\$170,791.68	\$170,032.61	\$84,751.36
QUIMIXTLAN	\$0.00	\$258,031.23	\$258,031.23	\$167,548.87	\$166,789.80	\$90,482.36
SAN JUAN ATENCO	\$0.00	\$241,543.13	\$241,543.13	\$151,737.42	\$150,978.35	\$89,805.71
SAN NICOLAS BUENOS AIRES	\$0.00	\$241,666.88	\$241,666.88	\$156,138.83	\$155,379.76	\$85,528.05
SAN SALVADOR EL SECO	\$0.00	\$274,851.54	\$274,851.54	\$192,638.47	\$191,879.40	\$82,213.07
TLACHICHUCA	\$0.00	\$247,078.25	\$247,078.25	\$161,206.89	\$160,447.82	\$85,871.36
TECAMACHALCO	\$0.00	\$2,563,886.12	\$2,563,886.12	\$2,331,848.59	\$2,320,986.23	\$232,037.53
TECAMACHALCO CABECERA	\$0.00	\$329,838.81	\$329,838.81	\$180,671.57	\$179,884.08	\$149,167.24
PALMAR DE BRAVO	\$0.00	\$258,889.61	\$258,889.61	\$171,151.59	\$170,392.52	\$87,738.02
QUECHOLAC	\$0.00	\$259,472.28	\$259,472.28	\$170,449.63	\$169,673.09	\$89,022.65

Concepto	Egresos					Subejercicio
	Aprobado	Ampliaciones / (Reducciones)	Modificado	Devengado	Pagado	
	1	2	3=(1+2)	4	5	
SAN SALVADOR HUIXCOLOTLA	\$0.00	\$241,557.38	\$241,557.38	\$148,791.23	\$148,032.16	\$92,766.15
GENERAL FELIPE ANGELES	\$0.00	\$255,864.50	\$255,864.50	\$168,324.60	\$167,565.53	\$87,539.90
YEHUALTEPEC	\$0.00	\$243,835.86	\$243,835.86	\$146,964.92	\$146,256.05	\$96,870.94
HEROICA PUEBLA DE ZARAGOZA	\$0.00	\$2,719,974.21	\$2,719,974.21	\$2,547,736.44	\$2,534,821.43	\$172,237.77
HEROICA PUEBLA DE ZARAGOZA	\$0.00	\$3,209,695.92	\$3,209,695.92	\$3,079,500.76	\$3,063,496.78	\$130,195.16
CHOLULA DE RIVADAVIA	\$0.00	\$2,539,888.35	\$2,539,888.35	\$2,356,179.49	\$2,343,875.59	\$183,708.86
SAN PEDRO CHOLULA CABECERA	\$0.00	\$339,770.68	\$339,770.68	\$228,377.45	\$227,457.17	\$111,393.23
SAN ANDRES CHOLULA	\$0.00	\$274,550.96	\$274,550.96	\$223,272.08	\$222,393.57	\$51,278.88
HEROICA PUEBLA DE ZARAGOZA	\$0.00	\$2,624,720.78	\$2,624,720.78	\$2,416,075.89	\$2,403,606.05	\$208,644.89
HEROICA PUEBLA DE ZARAGOZA	\$0.00	\$2,534,979.17	\$2,534,979.17	\$2,327,707.86	\$2,315,812.38	\$207,271.31
ATLIXCO	\$0.00	\$3,210,858.71	\$3,210,858.71	\$3,036,026.59	\$3,023,239.93	\$174,832.12
ATLIXCO CABECERA	\$0.00	\$339,555.98	\$339,555.98	\$242,067.83	\$240,923.73	\$97,488.15
ATZITZIHUACAN	\$0.00	\$253,796.57	\$253,796.57	\$153,092.37	\$152,399.69	\$100,704.20
OCOYUCAN	\$0.00	\$257,683.22	\$257,683.22	\$160,531.74	\$159,959.99	\$97,151.48
SAN DIEGO LA MESA TOCHIMILTZINGO	\$0.00	\$254,093.90	\$254,093.90	\$166,655.42	\$165,896.35	\$87,438.48
SAN GREGORIO ATZOMPA	\$0.00	\$243,426.16	\$243,426.16	\$153,651.67	\$152,958.99	\$89,774.49
SAN JERONIMO TECUANIPAN	\$0.00	\$245,986.68	\$245,986.68	\$143,941.30	\$143,364.27	\$102,045.38
SANTA ISABEL CHOLULA	\$0.00	\$243,571.61	\$243,571.61	\$151,320.13	\$150,561.06	\$92,251.48
TIANGUISMANALCO	\$0.00	\$252,019.82	\$252,019.82	\$155,494.67	\$154,735.60	\$96,525.15
TOCHIMILCO	\$0.00	\$254,413.20	\$254,413.20	\$160,085.40	\$159,326.33	\$94,327.80
IZUCAR DE MATAMOROS	\$0.00	\$3,516,951.34	\$3,516,951.34	\$3,355,172.80	\$3,340,093.88	\$161,778.54
IZUCAR DE MATAMOROS CABECERA	\$0.00	\$335,685.78	\$335,685.78	\$232,831.04	\$231,687.86	\$102,854.74
ALBINO ZERTUCHE	\$0.00	\$253,643.55	\$253,643.55	\$169,938.40	\$169,179.33	\$83,705.15
ATZALA	\$0.00	\$257,808.51	\$257,808.51	\$168,003.36	\$167,244.29	\$89,805.15
CHIAUTLA	\$0.00	\$261,128.72	\$261,128.72	\$177,225.03	\$176,465.96	\$83,903.69
CHIETLA	\$0.00	\$262,250.58	\$262,250.58	\$182,149.22	\$181,390.15	\$80,101.36
CHILA DE LA SAL	\$0.00	\$252,982.73	\$252,982.73	\$165,044.25	\$164,285.18	\$87,938.48
COHETZALA	\$0.00	\$257,736.31	\$257,736.31	\$172,164.49	\$171,405.42	\$85,571.82
COHUECAN	\$0.00	\$252,982.73	\$252,982.73	\$170,870.91	\$170,111.84	\$82,111.82
HUAQUECHULA	\$0.00	\$258,691.25	\$258,691.25	\$158,835.52	\$158,094.82	\$99,855.73
HUEHUETLAN EL CHICO	\$0.00	\$256,327.25	\$256,327.25	\$162,386.70	\$161,694.02	\$93,940.55
IXCAMILPA DE GUERRERO	\$0.00	\$254,720.47	\$254,720.47	\$163,720.68	\$162,931.05	\$90,999.79
ACTEOPAN	\$0.00	\$254,746.53	\$254,746.53	\$161,954.71	\$161,195.64	\$92,791.82
JOLALPAN	\$0.00	\$254,756.31	\$254,756.31	\$168,684.49	\$167,925.42	\$86,071.82
TEOTLALCO	\$0.00	\$255,777.72	\$255,777.72	\$167,279.09	\$166,520.02	\$88,498.63
TEPEMAXALCO	\$0.00	\$256,078.11	\$256,078.11	\$160,426.29	\$159,667.22	\$95,651.82
TEPEOJUMA	\$0.00	\$255,515.33	\$255,515.33	\$152,206.25	\$151,629.22	\$103,309.08
TEPEXCO	\$0.00	\$250,628.16	\$250,628.16	\$154,463.91	\$153,704.84	\$96,164.25
TILAPA	\$0.00	\$255,848.11	\$255,848.11	\$168,656.29	\$167,897.22	\$87,191.82

Concepto	Egresos					Subejercicio
	Aprobado	Ampliaciones / (Reducciones)	Modificado	Devengado	Pagado	
	1	2	3=(1+2)	4	5	
TLAPANALA	\$0.00	\$254,850.13	\$254,850.13	\$166,664.98	\$165,905.91	\$88,185.15
XICOTLAN	\$0.00	\$252,278.83	\$252,278.83	\$161,282.54	\$160,523.47	\$90,996.29
ACATLAN DE OSORIO	\$0.00	\$4,147,138.67	\$4,147,138.67	\$3,971,042.95	\$3,953,841.51	\$176,095.72
ACATLAN CABECERA	\$0.00	\$328,467.36	\$328,467.36	\$227,114.87	\$225,970.77	\$101,352.49
AHUATLAN	\$0.00	\$254,706.23	\$254,706.23	\$163,324.38	\$162,565.31	\$91,381.85
AHUEHUETITLA	\$0.00	\$255,183.53	\$255,183.53	\$165,378.38	\$164,619.31	\$89,805.15
AXUTLA	\$0.00	\$252,103.39	\$252,103.39	\$153,726.92	\$152,967.85	\$98,376.47
CHIGMECATITLAN	\$0.00	\$256,706.00	\$256,706.00	\$163,929.53	\$163,170.46	\$92,776.47
CHILA	\$0.00	\$252,982.73	\$252,982.73	\$161,078.91	\$160,319.84	\$91,903.82
CHINANTLA	\$0.00	\$253,169.40	\$253,169.40	\$166,391.93	\$165,632.86	\$86,777.47
COATZINGO	\$0.00	\$252,982.73	\$252,982.73	\$168,777.58	\$168,018.51	\$84,205.15
CUAYUCA DE ANDRADE	\$0.00	\$254,155.73	\$254,155.73	\$161,117.25	\$160,358.18	\$93,038.48
EPATLAN	\$0.00	\$251,704.73	\$251,704.73	\$158,565.25	\$157,806.18	\$93,139.48
GUADALUPE	\$0.00	\$257,630.95	\$257,630.95	\$171,958.13	\$171,199.06	\$85,672.82
HUATLATLAUCA	\$0.00	\$253,234.78	\$253,234.78	\$162,309.63	\$161,550.56	\$90,925.15
HUEHUETLAN EL GRANDE	\$0.00	\$253,053.59	\$253,053.59	\$156,917.12	\$156,158.05	\$96,136.47
HUITZILTEPEC	\$0.00	\$252,703.12	\$252,703.12	\$149,113.56	\$148,354.49	\$103,589.56
LA MAGDALENA TLATLAUQUITEPEC	\$0.00	\$252,982.73	\$252,982.73	\$160,190.91	\$159,431.84	\$92,791.82
MOLCAXAC	\$0.00	\$252,982.73	\$252,982.73	\$157,577.58	\$156,818.51	\$95,405.15
PETLALCINGO	\$0.00	\$253,535.73	\$253,535.73	\$169,330.58	\$168,571.51	\$84,205.15
PIAXTLA	\$0.00	\$252,939.30	\$252,939.30	\$160,077.27	\$159,318.20	\$92,862.03
SAN JERONIMO XAYACATLAN	\$0.00	\$253,561.94	\$253,561.94	\$160,023.46	\$159,264.39	\$93,538.48
SAN JUAN ATZOMPA	\$0.00	\$252,057.91	\$252,057.91	\$155,477.06	\$154,717.99	\$96,580.85
SAN MARTIN TOTOLTEPEC	\$0.00	\$251,967.64	\$251,967.64	\$152,048.29	\$151,296.12	\$99,919.35
SAN MIGUEL IXITLAN	\$0.00	\$252,162.12	\$252,162.12	\$160,061.27	\$159,302.20	\$92,100.85
SAN PABLO ANICANO	\$0.00	\$256,611.94	\$256,611.94	\$166,806.79	\$166,047.72	\$89,805.15
SAN PEDRO YELOIXTLAHUACA	\$0.00	\$256,196.61	\$256,196.61	\$158,813.75	\$158,054.68	\$97,382.86
SANTA CATARINA TLALTEMPAN	\$0.00	\$256,312.94	\$256,312.94	\$170,241.12	\$169,482.05	\$86,071.82
SANTA INES AHUATEMPAN	\$0.00	\$256,673.24	\$256,673.24	\$159,111.46	\$158,352.39	\$97,561.78
TECOMATLAN	\$0.00	\$252,072.39	\$252,072.39	\$155,889.70	\$155,130.63	\$96,182.69
TEHUITZINGO	\$0.00	\$254,618.31	\$254,618.31	\$165,704.59	\$164,945.52	\$88,913.72
TEOPANTLAN	\$0.00	\$252,299.00	\$252,299.00	\$165,051.48	\$164,292.41	\$87,247.52
TEPEXI DE RODRIGUEZ	\$0.00	\$254,618.31	\$254,618.31	\$169,437.92	\$168,678.85	\$85,180.39
TEPEYAHUALCO DE CUAUHTEMOC	\$0.00	\$252,058.00	\$252,058.00	\$162,943.82	\$162,184.75	\$89,114.18
TOCHTEPEC	\$0.00	\$254,508.35	\$254,508.35	\$157,964.02	\$157,204.95	\$96,544.33
TOTOLTEPEC DE GUERRERO	\$0.00	\$254,496.94	\$254,496.94	\$161,331.79	\$160,572.72	\$93,165.15
TULCINGO	\$0.00	\$252,072.81	\$252,072.81	\$170,823.87	\$170,064.80	\$81,248.94
XAYACATLAN DE BRAVO	\$0.00	\$254,496.94	\$254,496.94	\$162,825.12	\$162,066.05	\$91,671.82
XOCHILTEPEC	\$0.00	\$252,318.21	\$252,318.21	\$158,576.13	\$157,857.26	\$93,742.08

**Instituto Electoral del Estado
Estado de Puebla
Estado Analítico del Ejercicio del Presupuesto de Egresos**

Usr: alemantilla
Rep: rptEstadoPresupuestoEgresos_UA3

Clasificación Administrativa
| Del 01/ene./2021 Al 30/jun./2021

Fecha y 16/jul./2021
hora de Impresión 11:43 a. m.

Concepto	Egresos					Subejercicio
	Aprobado	Ampliaciones / (Reducciones)	Modificado	Devengado	Pagado	
	1	2	3=(1+2)	4	5	
XOCHITLAN TODOS SANTOS	\$0.00	\$241,267.81	\$241,267.81	\$146,845.94	\$146,204.14	\$94,421.87
ZACAPALA	\$0.00	\$257,335.72	\$257,335.72	\$167,056.58	\$166,297.51	\$90,279.14
TEHUACAN	\$0.00	\$2,779,427.71	\$2,779,427.71	\$2,563,923.34	\$2,552,494.05	\$215,504.37
TEHUACAN CABECERA	\$0.00	\$342,943.43	\$342,943.43	\$248,555.63	\$247,411.53	\$94,387.80
CALTEPEC	\$0.00	\$242,230.04	\$242,230.04	\$151,517.19	\$150,758.12	\$90,712.85
COYOTEPEC	\$0.00	\$258,162.14	\$258,162.14	\$166,990.32	\$166,231.25	\$91,171.82
IXCAQUIXTLA	\$0.00	\$256,795.14	\$256,795.14	\$160,643.32	\$159,884.25	\$96,151.82
JUAN N. MENDEZ	\$0.00	\$256,795.14	\$256,795.14	\$172,357.99	\$171,598.92	\$84,437.15
ATEXCAL	\$0.00	\$259,633.54	\$259,633.54	\$171,963.06	\$171,203.99	\$87,670.48
TEPANCO DE LOPEZ	\$0.00	\$243,991.57	\$243,991.57	\$149,769.87	\$149,046.64	\$94,221.70
TLACOTEPEC DE BENITO JUAREZ	\$0.00	\$250,288.89	\$250,288.89	\$159,560.50	\$158,801.43	\$90,728.39
ZAPOTITLAN	\$0.00	\$241,221.04	\$241,221.04	\$148,373.52	\$147,614.45	\$92,847.52
TEHUACAN	\$0.00	\$2,448,947.13	\$2,448,947.13	\$2,237,729.07	\$2,225,235.91	\$211,218.06
CAÑADA MORELOS	\$0.00	\$244,384.55	\$244,384.55	\$154,350.83	\$153,591.76	\$90,033.72
CHAPULCO	\$0.00	\$241,823.82	\$241,823.82	\$152,245.64	\$151,486.57	\$89,578.18
NICOLAS BRAVO	\$0.00	\$241,494.09	\$241,494.09	\$150,292.09	\$149,564.49	\$91,202.00
SANTIAGO MIAHUATLAN	\$0.00	\$243,628.24	\$243,628.24	\$152,486.44	\$151,727.37	\$91,141.80
AJALPAN	\$0.00	\$3,082,474.31	\$3,082,474.31	\$2,907,952.97	\$2,895,424.31	\$174,521.34
AJALPAN CABECERA	\$0.00	\$318,508.38	\$318,508.38	\$212,543.00	\$211,398.90	\$105,965.38
ALTEPEXI	\$0.00	\$244,590.62	\$244,590.62	\$150,834.34	\$150,052.60	\$93,756.28
COXCATLAN	\$0.00	\$251,769.76	\$251,769.76	\$163,203.70	\$162,444.63	\$88,566.06
COYOMEAPAN	\$0.00	\$241,588.00	\$241,588.00	\$149,449.47	\$148,690.40	\$92,138.53
ELOXOCHITLAN	\$0.00	\$241,672.77	\$241,672.77	\$152,360.05	\$151,600.98	\$89,312.72
SAN ANTONIO CAÑADA	\$0.00	\$241,672.77	\$241,672.77	\$149,373.38	\$148,614.31	\$92,299.39
SAN GABRIEL CHILAC	\$0.00	\$240,884.87	\$240,884.87	\$148,038.31	\$147,279.24	\$92,846.56
SAN JOSE MIAHUATLAN	\$0.00	\$240,893.92	\$240,893.92	\$141,666.25	\$140,907.18	\$99,227.67
SAN SEBASTIAN TLACOTEPEC	\$0.00	\$246,507.61	\$246,507.61	\$158,840.81	\$158,081.74	\$87,666.80
VICENTE GUERRERO	\$0.00	\$243,700.15	\$243,700.15	\$144,707.55	\$144,014.87	\$98,992.60
ZINACATEPEC	\$0.00	\$239,658.25	\$239,658.25	\$150,746.00	\$150,053.32	\$88,912.25
ZOQUITLAN	\$0.00	\$243,782.34	\$243,782.34	\$149,536.93	\$148,777.86	\$94,245.41
Sin Ramo/Dependencia	\$421,738,151.00	\$447,743,287.38	\$869,481,438.38	\$579,246,121.02	\$578,150,228.18	\$290,235,317.36
Total del Gasto	\$421,738,151.00	\$447,743,287.38	\$869,481,438.38	\$579,246,121.02	\$578,150,228.18	\$290,235,317.36

**Instituto Electoral del Estado
Estado de Puebla**
Estado Analítico del Ejercicio del Presupuesto de Egresos
Clasificación Administrativa
| Del 01/ene./2021 Al 30/jun./2021

Fecha y hora de Impresión | 16/jul./2021 11:43 a. m.

Usu: alemantilla
Rep: rptEstadoPresupuestoEgresos_UA3

Concepto	Egresos					Subejercicio 6 = (3 - 4)
	Aprobado	Ampliaciones / (Reducciones)	Modificado	Devengado	Pagado	
	1	2	3=(1+2)	4	5	



C. MIGUEL ÁNGEL GARCÍA ONOFRE
CONSEJERO PRESIDENTE



C. CHRISTIAN MICHELLE BETANCOURT MENDIVIL
ENCARGADA DE LA DIRECCIÓN ADMINISTRATIVA

**Instituto Electoral del Estado
Estado de Puebla**
Estado Analítico del Ejercicio del Presupuesto de Egresos
Clasificación Económica (por Tipo de Gasto)
| Del 01/ene./2021 Al 30/jun./2021

Usr: alemantilla
Rep: rptEstadoPresupuestoEgresos_CL2

Fecha y hora de Impresión | 16/jul./2021
11:45 a. m.

Concepto	Egresos					
	Aprobado	Ampliaciones / (Reducciones)	Modificado	Devengado	Pagado	Subejercicio
	1	2	3=(1+2)	4	5	6 = (3 - 4)
Gasto Corriente	\$421,738,151.00	\$438,995,243.69	\$860,733,394.69	\$574,419,440.30	\$573,323,547.46	\$286,313,954.39
Gasto de Capital	\$0.00	\$8,748,043.69	\$8,748,043.69	\$4,826,680.72	\$4,826,680.72	\$3,921,362.97
Amortización de la deuda y disminución de pasivos	\$0.00	\$0.00	\$0.00	\$0.00	\$0.00	\$0.00
Pensiones y Jubilaciones	\$0.00	\$0.00	\$0.00	\$0.00	\$0.00	\$0.00
Participaciones	\$0.00	\$0.00	\$0.00	\$0.00	\$0.00	\$0.00
Total del Gasto	\$421,738,151.00	\$447,743,287.38	\$869,481,438.38	\$579,246,121.02	\$578,150,228.18	\$290,235,317.36

C. MIGUEL ANGEL GARCIA ONOFRE

CONSEJERO PRESIDENTE

C. CHRISTIAN MICHELLE BETANCOURT MENDIVIL

ENCARGADA DE LA DIRECCIÓN ADMINISTRATIVA

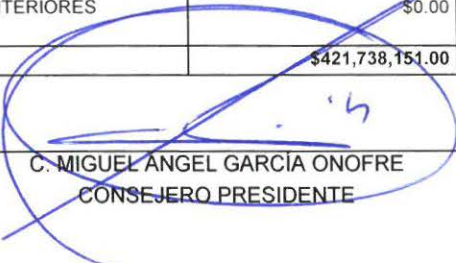



Usr: alemantilla
 Rep: rptEstadoPresupuestoEgresos_CP_CTO

**Instituto Electoral del Estado
 Estado de Puebla**
Estado Analítico del Ejercicio del Presupuesto de Egresos
Clasificación por Objeto del Gasto (Capítulo y Concepto)
 | Del 01/ene./2021 Al 30/jun./2021

Fecha y | 16/jul./2021
 hora de Impresión | 11:45 a. m.

Concepto	Egresos					
	Aprobado	Ampliaciones / (Reducciones)	Modificado	Devengado	Pagado	Subejercicio
	1	2	3=(1+2)	4	5	6 = (3 - 4)
AMORTIZACIÓN DE LA DEUDA PÚBLICA	\$0.00	\$0.00	\$0.00	\$0.00	\$0.00	\$0.00
INTERESES DE LA DEUDA PÚBLICA	\$0.00	\$0.00	\$0.00	\$0.00	\$0.00	\$0.00
COMISIONES DE LA DEUDA PÚBLICA	\$0.00	\$0.00	\$0.00	\$0.00	\$0.00	\$0.00
GASTOS DE LA DEUDA PÚBLICA	\$0.00	\$0.00	\$0.00	\$0.00	\$0.00	\$0.00
COSTOS POR COBERTURAS	\$0.00	\$0.00	\$0.00	\$0.00	\$0.00	\$0.00
APOYOS FINANCIEROS	\$0.00	\$0.00	\$0.00	\$0.00	\$0.00	\$0.00
ADEUDOS DE EJERCICIOS FISCALES ANTERIORES (ADEFAS)	\$0.00	\$0.00	\$0.00	\$0.00	\$0.00	\$0.00
Total del Gasto	\$421,738,151.00	\$447,743,287.38	\$869,481,438.38	\$579,246,121.02	\$578,150,228.18	\$290,235,317.36


 C. MIGUEL ÁNGEL GARCÍA ONOFRE
 CONSEJERO PRESIDENTE



 C. CHRISTIAN MICHELLE BETANCOURT MENDIVIL
 ENCARGADA DE LA DIRECCIÓN ADMINISTRATIVA

**Instituto Electoral del Estado
Estado de Puebla**
Estado Analítico del Ejercicio del Presupuesto de Egresos
Clasificación Funcional (Finalidad y Función)
| Del 01/ene./2021 Al 30/jun./2021

Fecha y | 16/jul./2021
hora de Impresión | 11:48 a. m.

Usr: alemantilla
Rep: rptEstadoPresupuestoEgresos_FN3

Concepto	Egresos					
	Aprobado	Ampliaciones / (Reducciones)	Modificado	Devengado	Pagado	Subejercicio
	1	2	3=(1+2)	4	5	6 = (3 - 4)
ADEUDOS DE EJERCICIOS FISCALES ANTERIORES	\$0.00	\$0.00	\$0.00	\$0.00	\$0.00	\$0.00
Total del Gasto	\$421,738,151.00	\$447,743,287.38	\$869,481,438.38	\$579,246,121.02	\$578,150,228.18	\$290,235,317.36



C. MIGUEL ÁNGEL GARCÍA ONOFRE
CONSEJERO PRESIDENTE



C. CHRISTIAN MICHELLE BETANCOURT MENDIVIL
ENCARGADA DE LA DIRECCIÓN ADMINISTRATIVA