

Concepto	Egresos					Subejercicio
	Aprobado	Ampliaciones / (Reducciones)	Modificado	Devengado	Pagado	
	1	2	3=(1+2)	4	5	
<b>Sin Ramo/Dependencia</b>						
CONSEJO GENERAL	\$18,551,498.00	\$6,601,494.01	\$25,152,992.01	\$4,995,395.56	\$4,968,820.63	\$20,157,596.45
OFICINA DE PRESIDENCIA	\$2,313,782.00	\$2,109,256.09	\$4,423,038.09	\$856,932.79	\$851,129.28	\$3,566,105.30
UNIDAD DE TRANSPARENCIA	\$783,168.00	\$575,664.44	\$1,358,832.44	\$259,791.86	\$257,812.40	\$1,099,040.58
UNIDAD TECNICA DE FISCALIZACIÓN	\$1,772,405.00	\$3,022,711.92	\$4,795,116.92	\$447,396.44	\$444,138.21	\$4,347,720.48
CONTRALORÍA INTERNA	\$3,970,676.00	\$3,645,983.75	\$7,616,659.75	\$1,467,991.44	\$1,459,506.14	\$6,148,668.31
SECRETARÍA EJECUTIVA	\$2,864,708.00	\$45,265,062.86	\$48,129,770.86	\$2,795,957.37	\$2,789,553.92	\$45,333,813.49
COORDINACIÓN DE COMUNICACIÓN SOCIAL	\$1,340,966.00	\$11,139,396.44	\$12,480,362.44	\$5,188,159.89	\$4,714,932.75	\$7,292,202.55
SUBDIRECCIÓN DE PLANEACIÓN Y EVALUACIÓN	\$1,090,415.00	\$542,169.36	\$1,632,584.36	\$259,847.93	\$258,152.94	\$1,372,736.43
DIRECCIÓN TÉCNICA DEL SECRETARIADO	\$2,605,410.00	\$4,277,027.62	\$6,882,437.62	\$1,275,246.76	\$1,266,222.47	\$5,607,190.86
DIRECCIÓN ADMINISTRATIVA	\$5,726,164.00	\$7,746,536.99	\$13,472,700.99	\$2,998,566.54	\$2,980,836.53	\$10,474,134.45
COORDINACIÓN DE INFORMÁTICA	\$1,038,572.00	\$4,924,806.63	\$5,963,378.63	\$828,273.01	\$819,993.87	\$5,135,105.62
MATERIALES Y SERVICIOS GENERALES	\$9,421,961.00	\$18,402,687.84	\$27,824,648.84	\$2,770,562.41	\$2,768,588.41	\$25,054,086.43
DIRECCIÓN DE CAPACITACIÓN ELECTORAL Y EDUCACIÓN	\$2,984,465.00	\$17,152,608.68	\$20,137,073.68	\$9,650,606.88	\$9,642,998.90	\$10,486,466.80
DIRECCIÓN DE PRERROGATIVAS Y PARTIDOS POLÍTICOS	\$356,821,584.00	\$11,425,610.64	\$368,247,194.64	\$71,849,787.68	\$71,838,686.12	\$296,397,406.96
DIRECCIÓN DE ORGANIZACIÓN ELECTORAL	\$3,028,622.00	\$198,546,401.81	\$201,575,023.81	\$74,384,843.91	\$74,369,354.62	\$127,190,179.90
DIRECCIÓN JURÍDICA	\$4,061,060.00	\$4,717,919.15	\$8,778,979.15	\$1,895,856.34	\$1,885,642.21	\$6,883,122.81
UNIDAD DE FORMACION Y DESARROLLO	\$551,174.00	\$4,131,560.52	\$4,682,734.52	\$1,231,755.61	\$1,221,539.63	\$3,450,978.91
DIRECCIÓN DE ARCHIVO	\$2,050,492.00	\$803,984.54	\$2,854,476.54	\$604,677.74	\$600,582.98	\$2,249,798.80
DIRECCIÓN DE IGUALDAD Y NO DISCRIMINACIÓN	\$761,029.00	\$527,823.18	\$1,288,852.18	\$378,617.92	\$375,999.03	\$910,234.26
XICOTEPEC DE JUAREZ	\$0.00	\$1,605,453.18	\$1,605,453.18	\$388,913.41	\$385,780.99	\$1,216,539.77
XICOTEPEC CABECERA	\$0.00	\$334,269.02	\$334,269.02	\$8,938.50	\$8,938.50	\$325,330.52
HONEY	\$0.00	\$267,646.38	\$267,646.38	\$3,805.17	\$3,805.17	\$263,841.21
JALPAN	\$0.00	\$267,646.38	\$267,646.38	\$4,905.17	\$4,905.17	\$262,741.21
NAUPAN	\$0.00	\$267,646.38	\$267,646.38	\$3,071.83	\$3,071.83	\$264,574.55
PAHUATLÁN	\$0.00	\$267,646.38	\$267,646.38	\$3,805.17	\$3,805.17	\$263,841.21
PANTEPEC	\$0.00	\$267,646.38	\$267,646.38	\$3,805.17	\$3,805.17	\$263,841.21
TLACUILOTEPEC	\$0.00	\$267,646.38	\$267,646.38	\$3,071.83	\$3,071.83	\$264,574.55
TLAXCO	\$0.00	\$267,646.38	\$267,646.38	\$3,438.50	\$3,438.50	\$264,207.88
VENUSTIANO CARRANZA	\$0.00	\$267,646.38	\$267,646.38	\$3,071.83	\$3,071.83	\$264,574.55
FRANCISCO Z. MENA	\$0.00	\$267,646.38	\$267,646.38	\$5,271.83	\$5,271.83	\$262,374.55
HUAUCHINANGO DE DEGOLLADO	\$0.00	\$1,786,007.22	\$1,786,007.22	\$485,792.14	\$482,118.10	\$1,300,215.08
HUAUCHINANGO CABECERA	\$0.00	\$334,269.02	\$334,269.02	\$7,471.83	\$7,471.83	\$326,797.19
AMIXTLÁN	\$0.00	\$267,646.38	\$267,646.38	\$3,805.17	\$3,805.17	\$263,841.21
CAMOCUAUTLA	\$0.00	\$267,646.38	\$267,646.38	\$3,071.83	\$3,071.83	\$264,574.55
CHICONCUAUTLA	\$0.00	\$267,646.38	\$267,646.38	\$3,805.17	\$3,805.17	\$263,841.21
COATEPEC	\$0.00	\$267,646.38	\$267,646.38	\$2,338.50	\$2,338.50	\$265,307.88
HERMENEGILDO GALEANA	\$0.00	\$267,646.38	\$267,646.38	\$3,071.83	\$3,071.83	\$264,574.55

**Instituto Electoral del Estado**  
**Estado de Puebla**  
**Estado Analítico del Ejercicio del Presupuesto de Egresos**

Usr: alemantilla  
Rep: rptEstadoPresupuestoEgresos\_UA3

Clasificación Administrativa  
Del 01/ene./2021 Al 31/mar./2021

Fecha y 14/abr./2021  
hora de Impresión 06:16 p. m.

Concepto	Egresos					Subejercicio
	Aprobado	Ampliaciones / (Reducciones)	Modificado	Devengado	Pagado	
	1	2	3=(1+2)	4	5	
AHUACATLÁN	\$0.00	\$267,646.38	\$267,646.38	\$2,705.17	\$2,705.17	\$264,941.21
JOPALA	\$0.00	\$267,646.38	\$267,646.38	\$3,805.17	\$3,805.17	\$263,841.21
JUAN GALINDO	\$0.00	\$267,646.38	\$267,646.38	\$2,705.17	\$2,705.17	\$264,941.21
SAN FELIPE TEPATLÁN	\$0.00	\$267,646.38	\$267,646.38	\$2,338.50	\$2,338.50	\$265,307.88
TEPANGO DE RODRIGUEZ	\$0.00	\$267,646.38	\$267,646.38	\$3,071.83	\$3,071.83	\$264,574.55
TLAOLA	\$0.00	\$267,646.38	\$267,646.38	\$4,538.50	\$4,538.50	\$263,107.88
TLAPACOYA	\$0.00	\$267,646.38	\$267,646.38	\$3,805.17	\$3,805.17	\$263,841.21
ZIHUATEUTLA	\$0.00	\$267,646.38	\$267,646.38	\$3,805.17	\$3,805.17	\$263,841.21
ZACATLAN	\$0.00	\$1,494,905.23	\$1,494,905.23	\$365,404.85	\$362,735.15	\$1,129,500.38
ZACATLAN CABECERA	\$0.00	\$334,269.02	\$334,269.02	\$5,271.83	\$5,271.83	\$328,997.19
AQUIXTLA	\$0.00	\$267,646.38	\$267,646.38	\$3,438.50	\$3,438.50	\$264,207.88
CHIGNAHUAPAN	\$0.00	\$267,646.38	\$267,646.38	\$6,005.17	\$6,005.17	\$261,641.21
IXTACAMAXTITLAN	\$0.00	\$267,646.38	\$267,646.38	\$3,071.83	\$3,071.83	\$264,574.55
LIBRES	\$0.00	\$267,646.38	\$267,646.38	\$3,951.83	\$3,951.83	\$263,694.55
OCOTEPEC	\$0.00	\$267,646.38	\$267,646.38	\$3,071.83	\$3,071.83	\$264,574.55
AHUAZOTEPEC	\$0.00	\$300,957.70	\$300,957.70	\$3,805.17	\$3,805.17	\$297,152.53
ZACAPOAXTLA	\$0.00	\$2,019,197.22	\$2,019,197.22	\$529,449.60	\$525,370.26	\$1,489,747.62
ZACAPOAXTLA CABECERA	\$0.00	\$334,269.02	\$334,269.02	\$7,105.17	\$7,105.17	\$327,163.85
CUAUTEMPAN	\$0.00	\$267,646.38	\$267,646.38	\$3,071.83	\$3,071.83	\$264,574.55
CAXHUACAN	\$0.00	\$267,646.38	\$267,646.38	\$2,118.50	\$2,118.50	\$265,527.88
HUEHUETLA	\$0.00	\$267,646.38	\$267,646.38	\$3,145.17	\$3,145.17	\$264,501.21
HUEYTLALPAN	\$0.00	\$267,646.38	\$267,646.38	\$2,338.50	\$2,338.50	\$265,307.88
HUITZILAN DE SERDAN	\$0.00	\$267,646.38	\$267,646.38	\$2,338.50	\$2,338.50	\$265,307.88
IXTEPEC	\$0.00	\$267,646.38	\$267,646.38	\$2,338.50	\$2,338.50	\$265,307.88
NAUZONTLA	\$0.00	\$267,646.38	\$267,646.38	\$3,805.17	\$3,805.17	\$263,841.21
OLINTLA	\$0.00	\$267,646.38	\$267,646.38	\$3,805.17	\$3,805.17	\$263,841.21
TEPETZINTLA	\$0.00	\$267,646.38	\$267,646.38	\$3,071.83	\$3,071.83	\$264,574.55
TETELA DE OCAMPO	\$0.00	\$267,646.38	\$267,646.38	\$3,658.50	\$3,658.50	\$263,987.88
XOCHIAPULCO	\$0.00	\$267,646.38	\$267,646.38	\$1,971.83	\$1,971.83	\$265,674.55
XOCHITLAN DE VICENTE SUAREZ	\$0.00	\$267,646.38	\$267,646.38	\$3,291.83	\$3,291.83	\$264,354.55
ATLEQUIZAYAN	\$0.00	\$267,646.38	\$267,646.38	\$3,438.50	\$3,438.50	\$264,207.88
ZAPOTITLAN DE MENDEZ	\$0.00	\$267,646.38	\$267,646.38	\$3,805.17	\$3,805.17	\$263,841.21
ZARAGOZA	\$0.00	\$267,646.38	\$267,646.38	\$4,171.83	\$4,171.83	\$263,474.55
ZAUTLA	\$0.00	\$267,646.38	\$267,646.38	\$3,438.50	\$3,438.50	\$264,207.88
ZONGOZOTLA	\$0.00	\$267,646.38	\$267,646.38	\$2,485.17	\$2,485.17	\$265,161.21
TLATLAUQUITEPEC	\$0.00	\$1,714,988.22	\$1,714,988.22	\$481,870.00	\$478,315.11	\$1,233,118.22
TLATLAUQUITEPEC CABECERA	\$0.00	\$334,269.02	\$334,269.02	\$4,538.50	\$4,538.50	\$329,730.52
ATEMPAN	\$0.00	\$267,646.38	\$267,646.38	\$2,851.83	\$2,851.83	\$264,794.55
AYOTOXCO DE GUERRERO	\$0.00	\$267,646.38	\$267,646.38	\$3,218.50	\$3,218.50	\$264,427.88

Concepto	Egresos					Subejercicio
	Aprobado	Ampliaciones / (Reducciones)	Modificado	Devengado	Pagado	
	1	2	3=(1+2)	4	5	
CUETZALAN DEL PROGRESO	\$0.00	\$267,646.38	\$267,646.38	\$6,738.50	\$6,738.50	\$260,907.88
HUEYAPAN	\$0.00	\$267,646.38	\$267,646.38	\$3,805.17	\$3,805.17	\$263,841.21
HUEYTAMALCO	\$0.00	\$267,646.38	\$267,646.38	\$3,951.83	\$3,951.83	\$263,694.55
JONOTLA	\$0.00	\$267,646.38	\$267,646.38	\$2,925.17	\$2,925.17	\$264,721.21
TENAMPULCO	\$0.00	\$267,646.38	\$267,646.38	\$2,851.83	\$2,851.83	\$264,794.55
TETELES DE AVILA CASTILLO	\$0.00	\$267,646.38	\$267,646.38	\$3,438.50	\$3,438.50	\$264,207.88
ACATENO	\$0.00	\$267,646.38	\$267,646.38	\$2,338.50	\$2,338.50	\$265,307.88
TUZAMAPAN DE GALEANA	\$0.00	\$267,646.38	\$267,646.38	\$2,705.17	\$2,705.17	\$264,941.21
YAONAHUAC	\$0.00	\$267,646.38	\$267,646.38	\$3,805.17	\$3,805.17	\$263,841.21
ZOQUIAPAN	\$0.00	\$267,646.38	\$267,646.38	\$2,338.50	\$2,338.50	\$265,307.88
TEZIUTLAN	\$0.00	\$1,438,198.84	\$1,438,198.84	\$365,709.63	\$362,985.88	\$1,072,489.21
TEZIUTLAN CABECERA	\$0.00	\$334,269.02	\$334,269.02	\$7,471.83	\$7,471.83	\$326,797.19
CUYOACO	\$0.00	\$267,646.38	\$267,646.38	\$2,338.50	\$2,338.50	\$265,307.88
GUADALUPE VICTORIA	\$0.00	\$267,646.38	\$267,646.38	\$3,071.83	\$3,071.83	\$264,574.55
LAFRAGUA	\$0.00	\$267,646.38	\$267,646.38	\$3,805.17	\$3,805.17	\$263,841.21
TEPEYAHUALCO	\$0.00	\$267,646.38	\$267,646.38	\$3,071.83	\$3,071.83	\$264,574.55
CHIGNAUTLA	\$0.00	\$267,646.38	\$267,646.38	\$938.50	\$938.50	\$266,707.88
XIUTETELCO	\$0.00	\$267,646.38	\$267,646.38	\$4,025.17	\$4,025.17	\$263,621.21
SAN MARTIN TEXMELUCAN DE LABASTIDA	\$0.00	\$1,380,068.44	\$1,380,068.44	\$295,073.98	\$292,685.22	\$1,084,994.46
SAN MARTIN TEXMELUCAN CABECERA	\$0.00	\$334,269.02	\$334,269.02	\$4,538.50	\$4,538.50	\$329,730.52
SAN MATIAS TLALANCALECA	\$0.00	\$267,646.38	\$267,646.38	\$2,485.17	\$2,485.17	\$265,161.21
SAN SALVADOR EL VERDE	\$0.00	\$267,646.38	\$267,646.38	\$4,538.50	\$4,538.50	\$263,107.88
TLAHUAPAN	\$0.00	\$267,646.38	\$267,646.38	\$4,538.50	\$4,538.50	\$263,107.88
HUEJOTZINGO	\$0.00	\$1,455,950.22	\$1,455,950.22	\$383,895.71	\$380,794.61	\$1,072,054.51
HUEJOTZINGO CABECERA	\$0.00	\$334,269.02	\$334,269.02	\$5,271.83	\$5,271.83	\$328,997.19
CHIAUTZINGO	\$0.00	\$267,646.38	\$267,646.38	\$3,805.17	\$3,805.17	\$263,841.21
CORONANGO	\$0.00	\$267,646.38	\$267,646.38	\$4,538.50	\$4,538.50	\$263,107.88
DOMINGO ARENAS	\$0.00	\$267,646.38	\$267,646.38	\$2,705.17	\$2,705.17	\$264,941.21
CALPAN	\$0.00	\$267,646.38	\$267,646.38	\$2,705.17	\$2,705.17	\$264,941.21
JUAN C. BONILLA	\$0.00	\$267,646.38	\$267,646.38	\$3,805.17	\$3,805.17	\$263,841.21
NEALTICAN	\$0.00	\$267,646.38	\$267,646.38	\$3,438.50	\$3,438.50	\$264,207.88
SAN FELIPE TEOTLALCINGO	\$0.00	\$267,646.38	\$267,646.38	\$6,738.50	\$6,738.50	\$260,907.88
SAN MIGUEL XOXTLA	\$0.00	\$267,646.38	\$267,646.38	\$2,705.17	\$2,705.17	\$264,941.21
SAN NICOLAS DE LOS RANCHOS	\$0.00	\$267,646.38	\$267,646.38	\$4,171.83	\$4,171.83	\$263,474.55
TLALTENANGO	\$0.00	\$267,646.38	\$267,646.38	\$3,438.50	\$3,438.50	\$264,207.88
HEROICA PUEBLA DE ZARAGOZA	\$0.00	\$1,296,774.86	\$1,296,774.86	\$323,922.88	\$321,396.87	\$972,851.98
PUEBLA CABECERA	\$0.00	\$469,241.10	\$469,241.10	\$9,205.17	\$9,205.17	\$460,035.93
CUAUTLANCINGO	\$0.00	\$267,646.38	\$267,646.38	\$5,271.83	\$5,271.83	\$262,374.55
HEROICA PUEBLA DE ZARAGOZA	\$0.00	\$1,352,614.86	\$1,352,614.86	\$324,537.03	\$322,014.11	\$1,028,077.83

**Instituto Electoral del Estado  
Estado de Puebla  
Estado Analítico del Ejercicio del Presupuesto de Egresos**

Usr: alemantilla  
Rep: rptEstadoPresupuestoEgresos\_UA3

Clasificación Administrativa  
| Del 01/ene./2021 Al 31/mar./2021

Fecha y | 14/abr./2021  
hora de Impresión | 06:16 p. m.

Concepto	Egresos					Subejercicio
	Aprobado	Ampliaciones / (Reducciones)	Modificado	Devengado	Pagado	
	1	2	3=(1+2)	4	5	
HEROICA PUEBLA DE ZARAGOZA	\$0.00	\$1,352,394.86	\$1,352,394.86	\$285,883.84	\$283,359.99	\$1,066,511.02
AMOZOC DE MOTA	\$0.00	\$1,463,583.03	\$1,463,583.03	\$414,801.56	\$411,800.32	\$1,048,781.47
AMOZOC CABECERA	\$0.00	\$334,269.02	\$334,269.02	\$6,005.17	\$6,005.17	\$328,263.85
ACAJETE	\$0.00	\$267,646.38	\$267,646.38	\$4,538.50	\$4,538.50	\$263,107.88
ATOYATEMPAN	\$0.00	\$267,646.38	\$267,646.38	\$3,071.83	\$3,071.83	\$264,574.55
CUAUTINCHAN	\$0.00	\$267,646.38	\$267,646.38	\$3,805.17	\$3,805.17	\$263,841.21
MIXTLA	\$0.00	\$267,646.38	\$267,646.38	\$2,191.83	\$2,191.83	\$265,454.55
SANTO TOMAS HUEYOTLIPAN	\$0.00	\$267,646.38	\$267,646.38	\$2,705.17	\$2,705.17	\$264,941.21
TECALI DE HERRERA	\$0.00	\$267,646.38	\$267,646.38	\$3,438.50	\$3,438.50	\$264,207.88
TEPATLAXCO DE HIDALGO	\$0.00	\$267,646.38	\$267,646.38	\$4,318.50	\$4,318.50	\$263,327.88
TLANEPANTLA	\$0.00	\$267,646.38	\$267,646.38	\$4,538.50	\$4,538.50	\$263,107.88
TZICATLACOYAN	\$0.00	\$267,646.38	\$267,646.38	\$3,071.83	\$3,071.83	\$264,574.55
TEPEACA	\$0.00	\$1,414,790.22	\$1,414,790.22	\$393,694.43	\$390,695.31	\$1,021,095.79
TEPEACA CABECERA	\$0.00	\$334,269.02	\$334,269.02	\$3,438.50	\$3,438.50	\$330,830.52
CUAPIAXTLA DE MADERO	\$0.00	\$267,646.38	\$267,646.38	\$3,805.17	\$3,805.17	\$263,841.21
LOS REYES DE JUAREZ	\$0.00	\$267,646.38	\$267,646.38	\$2,338.50	\$2,338.50	\$265,307.88
MAZAPILTEPEC DE JUAREZ	\$0.00	\$267,646.38	\$267,646.38	\$2,705.17	\$2,705.17	\$264,941.21
NOPALUCAN	\$0.00	\$267,646.38	\$267,646.38	\$5,271.83	\$5,271.83	\$262,374.55
RAFAEL LARA GRAJALES	\$0.00	\$267,646.38	\$267,646.38	\$5,638.50	\$5,638.50	\$262,007.88
SAN JOSE CHIAPA	\$0.00	\$267,646.38	\$267,646.38	\$3,805.17	\$3,805.17	\$263,841.21
SOLTEPEC	\$0.00	\$267,646.38	\$267,646.38	\$3,291.83	\$3,291.83	\$264,354.55
ACATZINGO	\$0.00	\$267,646.38	\$267,646.38	\$3,658.50	\$3,658.50	\$263,987.88
CIUDAD SERDAN	\$0.00	\$1,526,962.62	\$1,526,962.62	\$440,044.00	\$436,691.83	\$1,086,918.62
CHALCHICOMULA DE SESMA CABECERA	\$0.00	\$334,269.02	\$334,269.02	\$4,905.17	\$4,905.17	\$329,363.85
ATZITZINTLA	\$0.00	\$267,646.38	\$267,646.38	\$3,218.50	\$3,218.50	\$264,427.88
ALJOJUCA	\$0.00	\$267,646.38	\$267,646.38	\$3,805.17	\$3,805.17	\$263,841.21
CHICHIQUILA	\$0.00	\$267,646.38	\$267,646.38	\$3,071.83	\$3,071.83	\$264,574.55
CHILCHOTLA	\$0.00	\$267,646.38	\$267,646.38	\$4,758.50	\$4,758.50	\$262,887.88
ESPERANZA	\$0.00	\$267,646.38	\$267,646.38	\$4,025.17	\$4,025.17	\$263,621.21
ORIENTAL	\$0.00	\$267,646.38	\$267,646.38	\$4,391.83	\$4,391.83	\$263,254.55
QUIMIXTLAN	\$0.00	\$267,646.38	\$267,646.38	\$3,291.83	\$3,291.83	\$264,354.55
SAN JUAN ATENCO	\$0.00	\$267,646.38	\$267,646.38	\$3,438.50	\$3,438.50	\$264,207.88
SAN NICOLAS BUENOS AIRES	\$0.00	\$267,646.38	\$267,646.38	\$3,805.17	\$3,805.17	\$263,841.21
SAN SALVADOR EL SECO	\$0.00	\$267,646.38	\$267,646.38	\$4,098.50	\$4,098.50	\$263,547.88
TLACHICHUCA	\$0.00	\$267,646.38	\$267,646.38	\$4,171.83	\$4,171.83	\$263,474.55
TECAMACHALCO	\$0.00	\$1,352,901.35	\$1,352,901.35	\$338,858.35	\$336,206.54	\$1,014,043.00
TECAMACHALCO CABECERA	\$0.00	\$334,269.02	\$334,269.02	\$2,705.17	\$2,705.17	\$331,563.85
PALMAR DE BRAVO	\$0.00	\$267,646.38	\$267,646.38	\$3,805.17	\$3,805.17	\$263,841.21
QUECHOLAC	\$0.00	\$267,646.38	\$267,646.38	\$3,438.50	\$3,438.50	\$264,207.88

**Instituto Electoral del Estado**  
**Estado de Puebla**  
**Estado Analítico del Ejercicio del Presupuesto de Egresos**  
**Clasificación Administrativa**  
| Del 01/ene./2021 Al 31/mar./2021

Fecha y | 14/abr./2021  
hora de Impresión | 06:16 p. m.

Usr: alemantilla  
Rep: rptEstadoPresupuestoEgresos\_UA3

Concepto	Egresos					Subejercicio
	Aprobado	Ampliaciones / (Reducciones)	Modificado	Devengado	Pagado	
	1	2	3=(1+2)	4	5	
SAN SALVADOR HUIXCOLOTLA	\$0.00	\$267,646.38	\$267,646.38	\$2,778.50	\$2,778.50	\$264,867.88
GENERAL FELIPE ANGELES	\$0.00	\$267,646.38	\$267,646.38	\$3,805.17	\$3,805.17	\$263,841.21
YEHUALTEPEC	\$0.00	\$267,646.38	\$267,646.38	\$3,805.17	\$3,805.17	\$263,841.21
HEROICA PUEBLA DE ZARAGOZA	\$0.00	\$1,324,912.46	\$1,324,912.46	\$341,937.51	\$339,517.52	\$982,974.95
HEROICA PUEBLA DE ZARAGOZA	\$0.00	\$1,463,814.86	\$1,463,814.86	\$352,567.22	\$349,901.14	\$1,111,247.64
CHOLULA DE RIVADAVIA	\$0.00	\$1,435,598.44	\$1,435,598.44	\$291,537.73	\$289,515.14	\$1,144,060.71
SAN PEDRO CHOLULA CABECERA	\$0.00	\$334,269.02	\$334,269.02	\$10,405.17	\$10,405.17	\$323,863.85
SAN ANDRES CHOLULA	\$0.00	\$267,646.38	\$267,646.38	\$9,671.83	\$9,671.83	\$257,974.55
HEROICA PUEBLA DE ZARAGOZA	\$0.00	\$1,408,897.74	\$1,408,897.74	\$328,442.47	\$325,983.44	\$1,080,455.27
HEROICA PUEBLA DE ZARAGOZA	\$0.00	\$1,574,824.86	\$1,574,824.86	\$309,684.52	\$307,160.67	\$1,265,140.34
ATLIXCO	\$0.00	\$1,544,066.62	\$1,544,066.62	\$432,385.83	\$429,386.71	\$1,111,680.79
ATLIXCO CABECERA	\$0.00	\$334,269.02	\$334,269.02	\$7,838.50	\$7,838.50	\$326,430.52
ATZITZIHUACAN	\$0.00	\$267,646.38	\$267,646.38	\$3,438.50	\$3,438.50	\$264,207.88
OCOYUCAN	\$0.00	\$267,646.38	\$267,646.38	\$3,951.83	\$3,951.83	\$263,694.55
SAN DIEGO LA MESA TOCHIMILTZINGO	\$0.00	\$267,646.38	\$267,646.38	\$3,805.17	\$3,805.17	\$263,841.21
SAN GREGORIO ATZOMPA	\$0.00	\$267,646.38	\$267,646.38	\$4,318.50	\$4,318.50	\$263,327.88
SAN JERONIMO TECUANIPAN	\$0.00	\$267,646.38	\$267,646.38	\$3,071.83	\$3,071.83	\$264,574.55
SANTA ISABEL CHOLULA	\$0.00	\$267,646.38	\$267,646.38	\$2,925.17	\$2,925.17	\$264,721.21
TIANGUISMANALCO	\$0.00	\$267,646.38	\$267,646.38	\$2,118.50	\$2,118.50	\$265,527.88
TOCHIMILCO	\$0.00	\$267,646.38	\$267,646.38	\$3,585.17	\$3,585.17	\$264,061.21
IZUCAR DE MATAMOROS	\$0.00	\$2,070,350.22	\$2,070,350.22	\$567,247.69	\$562,848.39	\$1,503,102.53
IZUCAR DE MATAMOROS CABECERA	\$0.00	\$334,659.52	\$334,659.52	\$7,471.83	\$7,471.83	\$327,187.69
ALBINO ZERTUCHE	\$0.00	\$267,646.38	\$267,646.38	\$4,538.50	\$4,538.50	\$263,107.88
ATZALA	\$0.00	\$267,646.38	\$267,646.38	\$3,438.50	\$3,438.50	\$264,207.88
CHIAUTLA	\$0.00	\$267,646.38	\$267,646.38	\$4,538.50	\$4,538.50	\$263,107.88
CHIETLA	\$0.00	\$267,646.38	\$267,646.38	\$5,271.83	\$5,271.83	\$262,374.55
CHILA DE LA SAL	\$0.00	\$267,646.38	\$267,646.38	\$3,805.17	\$3,805.17	\$263,841.21
COHETZALA	\$0.00	\$267,646.38	\$267,646.38	\$4,171.83	\$4,171.83	\$263,474.55
COHUECAN	\$0.00	\$267,646.38	\$267,646.38	\$4,831.83	\$4,831.83	\$262,814.55
HUAQUECHULA	\$0.00	\$267,646.38	\$267,646.38	\$2,705.17	\$2,705.17	\$264,941.21
HUEHUETLAN EL CHICO	\$0.00	\$267,646.38	\$267,646.38	\$3,438.50	\$3,438.50	\$264,207.88
IXCAMILPA DE GUERRERO	\$0.00	\$267,646.38	\$267,646.38	\$3,438.50	\$3,438.50	\$264,207.88
ACTEOPAN	\$0.00	\$267,646.38	\$267,646.38	\$2,851.83	\$2,851.83	\$264,794.55
JOLALPAN	\$0.00	\$267,646.38	\$267,646.38	\$4,171.83	\$4,171.83	\$263,474.55
TEOTLALCO	\$0.00	\$267,646.38	\$267,646.38	\$4,171.83	\$4,171.83	\$263,474.55
TEPEMAXALCO	\$0.00	\$267,646.38	\$267,646.38	\$2,191.83	\$2,191.83	\$265,454.55
TEPEOJUMA	\$0.00	\$267,646.38	\$267,646.38	\$3,071.83	\$3,071.83	\$264,574.55
TEPEXCO	\$0.00	\$267,646.38	\$267,646.38	\$2,558.50	\$2,558.50	\$265,087.88
TILAPA	\$0.00	\$267,646.38	\$267,646.38	\$3,951.83	\$3,951.83	\$263,694.55

**Instituto Electoral del Estado**  
**Estado de Puebla**  
**Estado Analítico del Ejercicio del Presupuesto de Egresos**  
**Clasificación Administrativa**  
Del 01/ene./2021 Al 31/mar./2021

Fecha y hora de Impresión | 14/abr./2021  
06:16 p. m.

Usr: alemantilla  
Rep: rptEstadoPresupuestoEgresos\_UA3

Concepto	Egresos					Subejercicio
	Aprobado	Ampliaciones / (Reducciones)	Modificado	Devengado	Pagado	
	1	2	3=(1+2)	4	5	
TLAPANALA	\$0.00	\$267,646.38	\$267,646.38	\$3,658.50	\$3,658.50	\$263,987.88
XICOTLAN	\$0.00	\$267,646.38	\$267,646.38	\$3,805.17	\$3,805.17	\$263,841.21
ACATLAN DE OSORIO	\$0.00	\$2,923,613.22	\$2,923,613.22	\$861,569.51	\$854,727.32	\$2,062,043.71
ACATLAN CABECERA	\$0.00	\$335,269.02	\$335,269.02	\$6,738.50	\$6,738.50	\$328,530.52
AHUATLAN	\$0.00	\$267,646.38	\$267,646.38	\$2,705.17	\$2,705.17	\$264,941.21
AHUEHUETITLA	\$0.00	\$267,646.38	\$267,646.38	\$3,438.50	\$3,438.50	\$264,207.88
AXUTLA	\$0.00	\$267,646.38	\$267,646.38	\$2,338.50	\$2,338.50	\$265,307.88
CHIGMECATITLAN	\$0.00	\$267,646.38	\$267,646.38	\$3,438.50	\$3,438.50	\$264,207.88
CHILA	\$0.00	\$267,646.38	\$267,646.38	\$3,071.83	\$3,071.83	\$264,574.55
CHINANTLA	\$0.00	\$267,646.38	\$267,646.38	\$4,538.50	\$4,538.50	\$263,107.88
COATZINGO	\$0.00	\$267,646.38	\$267,646.38	\$4,538.50	\$4,538.50	\$263,107.88
CUAYUCA DE ANDRADE	\$0.00	\$267,646.38	\$267,646.38	\$2,705.17	\$2,705.17	\$264,941.21
EPATLAN	\$0.00	\$267,646.38	\$267,646.38	\$2,705.17	\$2,705.17	\$264,941.21
GUADALUPE	\$0.00	\$267,646.38	\$267,646.38	\$4,171.83	\$4,171.83	\$263,474.55
HUATLATLAUCA	\$0.00	\$267,646.38	\$267,646.38	\$3,218.50	\$3,218.50	\$264,427.88
HUEHUETLAN EL GRANDE	\$0.00	\$267,646.38	\$267,646.38	\$2,778.50	\$2,778.50	\$264,867.88
HUITZILTEPEC	\$0.00	\$267,646.38	\$267,646.38	\$3,438.50	\$3,438.50	\$264,207.88
LA MAGDALENA TLATLAUQUITEPEC	\$0.00	\$267,646.38	\$267,646.38	\$2,851.83	\$2,851.83	\$264,794.55
MOLCAXAC	\$0.00	\$267,646.38	\$267,646.38	\$2,338.50	\$2,338.50	\$265,307.88
PETLALCINGO	\$0.00	\$267,646.38	\$267,646.38	\$4,538.50	\$4,538.50	\$263,107.88
PIAXTLA	\$0.00	\$267,646.38	\$267,646.38	\$2,705.17	\$2,705.17	\$264,941.21
SAN JERONIMO XAYACATLAN	\$0.00	\$267,646.38	\$267,646.38	\$2,705.17	\$2,705.17	\$264,941.21
SAN JUAN ATZOMPA	\$0.00	\$267,646.38	\$267,646.38	\$2,338.50	\$2,338.50	\$265,307.88
SAN MARTIN TOTOLTEPEC	\$0.00	\$267,646.38	\$267,646.38	\$2,338.50	\$2,338.50	\$265,307.88
SAN MIGUEL IXITLAN	\$0.00	\$267,646.38	\$267,646.38	\$3,218.50	\$3,218.50	\$264,427.88
SAN PABLO ANICANO	\$0.00	\$267,646.38	\$267,646.38	\$3,438.50	\$3,438.50	\$264,207.88
SAN PEDRO YELOIXTLAHUACA	\$0.00	\$267,646.38	\$267,646.38	\$2,705.17	\$2,705.17	\$264,941.21
SANTA CATARINA TLALTEMPAN	\$0.00	\$267,646.38	\$267,646.38	\$4,171.83	\$4,171.83	\$263,474.55
SANTA INES AHUATEMPAN	\$0.00	\$267,646.38	\$267,646.38	\$2,338.50	\$2,338.50	\$265,307.88
TECOMATLAN	\$0.00	\$267,646.38	\$267,646.38	\$2,338.50	\$2,338.50	\$265,307.88
TEHUITZINGO	\$0.00	\$267,646.38	\$267,646.38	\$3,805.17	\$3,805.17	\$263,841.21
TEOPANTLAN	\$0.00	\$267,646.38	\$267,646.38	\$4,171.83	\$4,171.83	\$263,474.55
TEPEXI DE RODRIGUEZ	\$0.00	\$267,646.38	\$267,646.38	\$4,538.50	\$4,538.50	\$263,107.88
TEPEYAHUALCO DE CUAUHTEMOC	\$0.00	\$267,646.38	\$267,646.38	\$3,805.17	\$3,805.17	\$263,841.21
TOCHTEPEC	\$0.00	\$267,646.38	\$267,646.38	\$3,071.83	\$3,071.83	\$264,574.55
TOTOLTEPEC DE GUERRERO	\$0.00	\$267,646.38	\$267,646.38	\$2,778.50	\$2,778.50	\$264,867.88
TULCINGO	\$0.00	\$267,646.38	\$267,646.38	\$5,271.83	\$5,271.83	\$262,374.55
XAYACATLAN DE BRAVO	\$0.00	\$267,646.38	\$267,646.38	\$3,071.83	\$3,071.83	\$264,574.55
XOCHILTEPEC	\$0.00	\$267,646.38	\$267,646.38	\$2,485.17	\$2,485.17	\$265,161.21

Concepto	Egresos					Subejercicio
	Aprobado	Ampliaciones / (Reducciones)	Modificado	Devengado	Pagado	
	1	2	3=(1+2)	4	5	
XOCHITLAN TODOS SANTOS	\$0.00	\$267,646.38	\$267,646.38	\$2,338.50	\$2,338.50	\$265,307.88
ZACAPALA	\$0.00	\$267,646.38	\$267,646.38	\$3,438.50	\$3,438.50	\$264,207.88
TEHUACAN	\$0.00	\$1,470,075.22	\$1,470,075.22	\$399,071.27	\$395,930.22	\$1,071,003.95
TEHUACAN CABECERA	\$0.00	\$334,269.02	\$334,269.02	\$7,471.83	\$7,471.83	\$326,797.19
CALTEPEC	\$0.00	\$267,646.38	\$267,646.38	\$3,438.50	\$3,438.50	\$264,207.88
COYOTEPEC	\$0.00	\$267,646.38	\$267,646.38	\$3,071.83	\$3,071.83	\$264,574.55
IXCAQUITLA	\$0.00	\$267,646.38	\$267,646.38	\$2,191.83	\$2,191.83	\$265,454.55
JUAN N. MENDEZ	\$0.00	\$267,646.38	\$267,646.38	\$4,538.50	\$4,538.50	\$263,107.88
ATEXCAL	\$0.00	\$267,646.38	\$267,646.38	\$3,805.17	\$3,805.17	\$263,841.21
TEPANCO DE LOPEZ	\$0.00	\$267,646.38	\$267,646.38	\$3,438.50	\$3,438.50	\$264,207.88
TLACOTEPEC DE BENITO JUAREZ	\$0.00	\$267,646.38	\$267,646.38	\$138.50	\$138.50	\$267,507.88
ZAPOTITLAN	\$0.00	\$267,646.38	\$267,646.38	\$3,071.83	\$3,071.83	\$264,574.55
TEHUACAN	\$0.00	\$1,419,539.22	\$1,419,539.22	\$333,558.07	\$331,161.99	\$1,085,981.15
CAÑADA MORELOS	\$0.00	\$267,646.38	\$267,646.38	\$3,585.17	\$3,585.17	\$264,061.21
CHAPULCO	\$0.00	\$267,646.38	\$267,646.38	\$3,805.17	\$3,805.17	\$263,841.21
NICOLAS BRAVO	\$0.00	\$267,646.38	\$267,646.38	\$3,805.17	\$3,805.17	\$263,841.21
SANTIAGO MIAHUATLAN	\$0.00	\$267,646.38	\$267,646.38	\$3,438.50	\$3,438.50	\$264,207.88
AJALPAN	\$0.00	\$1,702,269.82	\$1,702,269.82	\$453,741.14	\$450,272.28	\$1,248,528.68
AJALPAN CABECERA	\$0.00	\$334,269.02	\$334,269.02	\$6,005.17	\$6,005.17	\$328,263.85
ALTEPEXI	\$0.00	\$267,646.38	\$267,646.38	\$3,805.17	\$3,805.17	\$263,841.21
COXCATLAN	\$0.00	\$267,646.38	\$267,646.38	\$3,951.83	\$3,951.83	\$263,694.55
COYOMEAPAN	\$0.00	\$267,646.38	\$267,646.38	\$3,805.17	\$3,805.17	\$263,841.21
ELOXOCHITLAN	\$0.00	\$267,646.38	\$267,646.38	\$3,805.17	\$3,805.17	\$263,841.21
SAN ANTONIO CAÑADA	\$0.00	\$267,646.38	\$267,646.38	\$3,218.50	\$3,218.50	\$264,427.88
SAN GABRIEL CHILAC	\$0.00	\$267,646.38	\$267,646.38	\$3,071.83	\$3,071.83	\$264,574.55
SAN JOSE MIAHUATLAN	\$0.00	\$267,646.38	\$267,646.38	\$3,071.83	\$3,071.83	\$264,574.55
SAN SEBASTIAN TLACOTEPEC	\$0.00	\$267,646.38	\$267,646.38	\$3,805.17	\$3,805.17	\$263,841.21
VICENTE GUERRERO	\$0.00	\$267,646.38	\$267,646.38	\$2,338.50	\$2,338.50	\$265,307.88
ZINACATEPEC	\$0.00	\$267,646.38	\$267,646.38	\$4,538.50	\$4,538.50	\$263,107.88
ZOQUITLAN	\$0.00	\$267,646.38	\$267,646.38	\$2,786.00	\$2,786.00	\$264,860.38
<b>Sin Ramo/Dependencia</b>	<b>\$421,738,151.00</b>	<b>\$446,066,228.04</b>	<b>\$867,804,379.04</b>	<b>\$195,444,337.81</b>	<b>\$194,738,321.51</b>	<b>\$672,360,041.23</b>
<b>Total del Gasto</b>	<b>\$421,738,151.00</b>	<b>\$446,066,228.04</b>	<b>\$867,804,379.04</b>	<b>\$195,444,337.81</b>	<b>\$194,738,321.51</b>	<b>\$672,360,041.23</b>

**Instituto Electoral del Estado  
Estado de Puebla**


**Estado Analítico del Ejercicio del Presupuesto de Egresos**

Usu: alemantilla  
Rep: rptEstadoPresupuestoEgresos\_UA3

Clasificación Administrativa  
| Del 01/ene./2021 Al 31/mar./2021

Fecha y hora de Impresión | 14/abr./2021  
06:16 p. m.

Concepto	Egresos					Subejercicio
	Aprobado	Ampliaciones / (Reducciones)	Modificado	Devengado	Pagado	
	1	2	3=(1+2)	4	5	
						6 = ( 3 - 4 )




---

C. MIGUEL ÁNGEL GARCÍA ONOFRE  
CONSEJERO PRESIDENTE




---

C. CHRISTIAN MICHELLE BETANCOURT MENDIVIL  
ENCARGADA DE LA DIRECCIÓN ADMINISTRATIVA



**Instituto Electoral del Estado**  
**Estado de Puebla**  
**Estado Analítico del Ejercicio del Presupuesto de Egresos**  
**Clasificación Económica (por Tipo de Gasto)**  
| Del 01/ene./2021 Al 31/mar./2021

Usr: alemantilla  
Rep: rptEstadoPresupuestoEgresos\_CL2

Fecha y hora de Impresión | 14/abr./2021  
06:17 p. m.

Concepto	Egresos					
	Aprobado	Ampliaciones / (Reducciones)	Modificado	Devengado	Pagado	Subejercicio
	1	2	3=(1+2)	4	5	6 = ( 3 - 4 )
Gasto Corriente	\$421,738,151.00	\$438,508,151.41	\$860,246,302.41	\$193,993,737.91	\$193,287,721.61	\$666,252,564.50
Gasto de Capital	\$0.00	\$7,558,076.63	\$7,558,076.63	\$1,450,599.90	\$1,450,599.90	\$6,107,476.73
Amortización de la deuda y disminución de pasivos	\$0.00	\$0.00	\$0.00	\$0.00	\$0.00	\$0.00
Pensiones y Jubilaciones	\$0.00	\$0.00	\$0.00	\$0.00	\$0.00	\$0.00
Participaciones	\$0.00	\$0.00	\$0.00	\$0.00	\$0.00	\$0.00
<b>Total del Gasto</b>	<b>\$421,738,151.00</b>	<b>\$446,066,228.04</b>	<b>\$867,804,379.04</b>	<b>\$195,444,337.81</b>	<b>\$194,738,321.51</b>	<b>\$672,360,041.23</b>

C. MIGUEL ANGEL GARCIA ONOFRE

CONSEJERO PRESIDENTE

C. CHRISTIAN MICHELLE BETANCOURT MENDIVIL

ENCARGADA DE LA DIRECCIÓN ADMINISTRATIVA

**Instituto Electoral del Estado**  
**Estado de Puebla**  
**Estado Analítico del Ejercicio del Presupuesto de Egresos**  
**Clasificación por Objeto del Gasto (Capítulo y Concepto)**  
| Del 01/ene./2021 Al 31/mar./2021

Fecha y | 14/abr./2021

hora de Impresión | 06:19 p. m.

Utr: alemantilla

Rep: rptEstadoPresupuestoEgresos\_CP\_CTO

Concepto	Egresos					
	Aprobado	Ampliaciones / (Reducciones)	Modificado	Devengado	Pagado	Subejercicio
	1	2	3=(1+2)	4	5	6 = ( 3 - 4 )
<b>SERVICIOS PERSONALES</b>	<b>\$47,253,260.00</b>	<b>\$115,254,225.33</b>	<b>\$162,507,485.33</b>	<b>\$25,501,125.85</b>	<b>\$25,501,125.85</b>	<b>\$137,006,359.48</b>
REMUNERACIONES AL PERSONAL DE CARÁCTER PERMANENTE	\$10,068,192.00	\$0.00	\$10,068,192.00	\$2,330,501.29	\$2,330,501.29	\$7,737,690.71
REMUNERACION DE CARÁCTER EVENTUAL	\$0.00	\$101,327,104.45	\$101,327,104.45	\$12,498,949.68	\$12,498,949.68	\$88,828,154.77
REMUNERACIONES ADICIONALES Y ESPECIALES	\$34,567,640.00	\$0.00	\$34,567,640.00	\$6,430,084.84	\$6,430,084.84	\$28,137,555.16
SEGURIDAD SOCIAL	\$2,617,428.00	\$2,665,500.00	\$5,282,928.00	\$663,249.33	\$663,249.33	\$4,619,678.67
OTRAS PRESTACIONES SOCIALES Y ECONÓMICAS	\$0.00	\$271,171.88	\$271,171.88	\$271,171.88	\$271,171.88	\$0.00
PREVISIONES	\$0.00	\$0.00	\$0.00	\$0.00	\$0.00	\$0.00
PAGO DE ESTÍMULOS A SERVIDORES PÚBLICOS	\$0.00	\$10,990,449.00	\$10,990,449.00	\$3,307,168.83	\$3,307,168.83	\$7,683,280.17
<b>MATERIALES Y SUMINISTROS</b>	<b>\$1,079,051.00</b>	<b>\$29,763,517.13</b>	<b>\$30,842,568.13</b>	<b>\$2,084,171.66</b>	<b>\$2,080,721.68</b>	<b>\$28,758,396.47</b>
MATERIALES DE ADMINISTRACIÓN, EMISIÓN DE DOCUMENTOS Y ARTÍCULOS OFICIALES	\$579,785.00	\$5,543,591.86	\$6,123,376.86	\$338,721.71	\$335,271.73	\$5,784,655.15
ALIMENTOS Y UTENSILIOS	\$99,258.00	\$5,543,044.63	\$5,642,302.63	\$95,849.85	\$95,849.85	\$5,546,452.78
MATERIAS PRIMAS Y MATERIALES DE PRODUCCIÓN Y COMERCIALIZACIÓN	\$0.00	\$0.00	\$0.00	\$0.00	\$0.00	\$0.00
MATERIALES Y ARTÍCULOS DE CONSTRUCCIÓN Y DE REPARACIÓN	\$0.00	\$841,453.81	\$841,453.81	\$44,881.99	\$44,881.99	\$796,571.82
PRODUCTOS QUÍMICOS, FARMACÉUTICOS Y DE LABORATORIO	\$0.00	\$6,766,911.78	\$6,766,911.78	\$10,028.79	\$10,028.79	\$6,756,882.99
COMBUSTIBLES, LUBRICANTES Y ADITIVOS	\$400,008.00	\$5,055,414.33	\$5,455,422.33	\$1,505,382.96	\$1,505,382.96	\$3,950,039.37
VESTUARIO, BLANCOS, PRENDAS DE PROTECCIÓN Y ARTÍCULOS DEPORTIVOS	\$0.00	\$1,122.00	\$1,122.00	\$1,122.00	\$1,122.00	\$0.00
MATERIALES Y SUMINISTROS PARA SEGURIDAD	\$0.00	\$0.00	\$0.00	\$0.00	\$0.00	\$0.00
HERRAMIENTAS, REFACCIONES Y ACCESORIOS MENORES	\$0.00	\$6,011,978.72	\$6,011,978.72	\$88,184.36	\$88,184.36	\$5,923,794.36
<b>SERVICIOS GENERALES</b>	<b>\$12,557,530.00</b>	<b>\$249,068,408.45</b>	<b>\$261,625,938.45</b>	<b>\$95,886,086.79</b>	<b>\$95,183,520.47</b>	<b>\$165,739,851.66</b>
SERVICIOS BÁSICOS	\$786,013.00	\$4,420,505.00	\$5,206,518.00	\$299,662.53	\$297,289.53	\$4,906,855.47

C. MIGUEL ANGEL GARCIA ONOFRE  
CONSEJERO PRESIDENTE

C. CHRISTIAN MICHELLE BETANCOURT MENDIVIL  
ENCARGADA DE LA DIRECCIÓN ADMINISTRATIVA

Concepto	Egresos					
	Aprobado	Ampliaciones / (Reducciones)	Modificado	Devengado	Pagado	Subejercicio
	1	2	3=(1+2)	4	5	6 = ( 3 - 4 )
SERVICIOS DE ARRENDAMIENTO	\$6,144,000.00	\$25,457,591.89	\$31,601,591.89	\$3,714,738.03	\$3,714,738.03	\$27,886,853.86
SERVICIOS PROFESIONALES, CIENTÍFICOS, TÉCNICOS Y OTROS SERVICIOS	\$2,822,084.00	\$177,974,996.88	\$180,797,080.88	\$80,669,748.94	\$80,669,748.94	\$100,127,331.94
SERVICIOS FINANCIEROS, BANCARIOS Y COMERCIALES	\$500,000.00	\$4,962,227.79	\$5,462,227.79	\$50,384.08	\$50,384.08	\$5,411,843.71
SERVICIOS DE INSTALACIÓN, REPARACIÓN, MANTENIMIENTO Y CONSERVACIÓN	\$192,000.00	\$5,756,700.08	\$5,948,700.08	\$868,244.80	\$868,244.80	\$5,080,455.28
SERVICIOS DE COMUNICACIÓN SOCIAL Y PUBLICIDAD	\$201,264.00	\$15,540,957.00	\$15,742,221.00	\$7,277,054.59	\$6,809,328.27	\$8,465,166.41
SERVICIOS DE TRASLADO Y VIÁTICOS	\$284,600.00	\$10,523,443.67	\$10,808,043.67	\$2,129,408.82	\$2,129,408.82	\$8,678,634.85
SERVICIOS OFICIALES	\$83,250.00	\$0.00	\$83,250.00	\$0.00	\$0.00	\$83,250.00
OTROS SERVICIOS GENERALES	\$1,544,319.00	\$4,431,986.14	\$5,976,305.14	\$876,845.00	\$644,378.00	\$5,099,460.14
<b>TRANSFERENCIAS, ASIGNACIONES, SUBSIDIOS Y OTRAS AYUDAS</b>	<b>\$360,848,310.00</b>	<b>\$44,422,000.50</b>	<b>\$405,270,310.50</b>	<b>\$70,522,353.61</b>	<b>\$70,522,353.61</b>	<b>\$334,747,956.89</b>
TRANSFERENCIAS INTERNAS Y ASIGNACIONES AL SECTOR PÚBLICO	\$0.00	\$0.00	\$0.00	\$0.00	\$0.00	\$0.00
TRANSFERENCIAS AL RESTO DEL SECTOR PÚBLICO	\$0.00	\$0.00	\$0.00	\$0.00	\$0.00	\$0.00
SUBSIDIOS Y SUBVENCIONES	\$0.00	\$0.00	\$0.00	\$0.00	\$0.00	\$0.00
AYUDAS SOCIALES	\$360,848,310.00	\$44,422,000.50	\$405,270,310.50	\$70,522,353.61	\$70,522,353.61	\$334,747,956.89
PENSIONES Y JUBILACIONES	\$0.00	\$0.00	\$0.00	\$0.00	\$0.00	\$0.00
TRANSFERENCIAS A FIDEICOMISOS, MANDATOS Y OTROS ANÁLOGOS	\$0.00	\$0.00	\$0.00	\$0.00	\$0.00	\$0.00
TRANSFERENCIAS A LA SEGURIDAD SOCIAL	\$0.00	\$0.00	\$0.00	\$0.00	\$0.00	\$0.00
DONATIVOS	\$0.00	\$0.00	\$0.00	\$0.00	\$0.00	\$0.00
TRANSFERENCIAS AL EXTERIOR	\$0.00	\$0.00	\$0.00	\$0.00	\$0.00	\$0.00
<b>BIENES MUEBLES, INMUEBLES E INTANGIBLES</b>	<b>\$0.00</b>	<b>\$7,558,076.63</b>	<b>\$7,558,076.63</b>	<b>\$1,450,599.90</b>	<b>\$1,450,599.90</b>	<b>\$6,107,476.73</b>
MOBILIARIO Y EQUIPO DE ADMINISTRACIÓN	\$0.00	\$7,010,009.63	\$7,010,009.63	\$1,423,757.50	\$1,423,757.50	\$5,586,252.13
MOBILIARIO Y EQUIPO EDUCACIONAL Y RECREATIVO	\$0.00	\$131,398.20	\$131,398.20	\$0.00	\$0.00	\$131,398.20
EQUIPO E INSTRUMENTAL MÉDICO Y DE LABORATORIO	\$0.00	\$0.00	\$0.00	\$0.00	\$0.00	\$0.00

C. MIGUEL ÁNGEL GARCÍA ONOFRE  
CONSEJERO PRESIDENTE

C. CHRISTIAN MICHELLE BETANCOURT MENDIVIL  
ENCARGADA DE LA DIRECCIÓN ADMINISTRATIVA

**Instituto Electoral del Estado**  
**Estado de Puebla**  
**Estado Analítico del Ejercicio del Presupuesto de Egresos**  
**Clasificación por Objeto del Gasto (Capítulo y Concepto)**  
| Del 01/ene./2021 Al 31/mar./2021

Fecha y | 14/abr./2021

hora de Impresión | 06:19 p. m.

Usr: alemantilla

Rep: rptEstadoPresupuestoEgresos\_CP\_CTO

Concepto	Egresos					
	Aprobado	Ampliaciones / (Reducciones)	Modificado	Devengado	Pagado	Subejercicio
	1	2	3=(1+2)	4	5	6 = ( 3 - 4 )
VEHÍCULOS Y EQUIPO DE TRANSPORTE	\$0.00	\$0.00	\$0.00	\$0.00	\$0.00	\$0.00
EQUIPO DE DEFENSA Y SEGURIDAD	\$0.00	\$0.00	\$0.00	\$0.00	\$0.00	\$0.00
MAQUINARIA, OTROS EQUIPOS Y HERRAMIENTAS	\$0.00	\$26,842.40	\$26,842.40	\$26,842.40	\$26,842.40	\$0.00
ACTIVOS BIOLÓGICOS	\$0.00	\$0.00	\$0.00	\$0.00	\$0.00	\$0.00
BIENES INMUEBLES	\$0.00	\$0.00	\$0.00	\$0.00	\$0.00	\$0.00
ACTIVOS INTANGIBLES	\$0.00	\$389,826.40	\$389,826.40	\$0.00	\$0.00	\$389,826.40
<b>INVERSIÓN PÚBLICA</b>	<b>\$0.00</b>	<b>\$0.00</b>	<b>\$0.00</b>	<b>\$0.00</b>	<b>\$0.00</b>	<b>\$0.00</b>
OBRA PÚBLICA EN BIENES DE DOMINIO PÚBLICO	\$0.00	\$0.00	\$0.00	\$0.00	\$0.00	\$0.00
OBRA PÚBLICA EN BIENES PROPIOS	\$0.00	\$0.00	\$0.00	\$0.00	\$0.00	\$0.00
PROYECTOS PRODUCTIVOS Y ACCIONES DE FOMENTO	\$0.00	\$0.00	\$0.00	\$0.00	\$0.00	\$0.00
<b>INVERSIONES FINANCIERAS Y OTRAS PROVISIONES</b>	<b>\$0.00</b>	<b>\$0.00</b>	<b>\$0.00</b>	<b>\$0.00</b>	<b>\$0.00</b>	<b>\$0.00</b>
INVERSIONES PARA EL FOMENTO DE ACTIVIDADES PRODUCTIVAS	\$0.00	\$0.00	\$0.00	\$0.00	\$0.00	\$0.00
ACCIONES Y PARTICIPACIONES DE CAPITAL	\$0.00	\$0.00	\$0.00	\$0.00	\$0.00	\$0.00
COMPRA DE TÍTULOS Y VALORES	\$0.00	\$0.00	\$0.00	\$0.00	\$0.00	\$0.00
CONCESIÓN DE PRÉSTAMOS	\$0.00	\$0.00	\$0.00	\$0.00	\$0.00	\$0.00
INVERSIONES EN FIDEICOMISOS, MANDATOS Y OTROS ANÁLOGOS	\$0.00	\$0.00	\$0.00	\$0.00	\$0.00	\$0.00
OTRAS INVERSIONES FINANCIERAS	\$0.00	\$0.00	\$0.00	\$0.00	\$0.00	\$0.00
PROVISIONES PARA CONTINGENCIAS Y OTRAS EROGACIONES ESPECIALES	\$0.00	\$0.00	\$0.00	\$0.00	\$0.00	\$0.00
<b>PARTICIPACIONES Y APORTACIONES</b>	<b>\$0.00</b>	<b>\$0.00</b>	<b>\$0.00</b>	<b>\$0.00</b>	<b>\$0.00</b>	<b>\$0.00</b>
PARTICIPACIONES	\$0.00	\$0.00	\$0.00	\$0.00	\$0.00	\$0.00
APORTACIONES	\$0.00	\$0.00	\$0.00	\$0.00	\$0.00	\$0.00
CONVENIOS	\$0.00	\$0.00	\$0.00	\$0.00	\$0.00	\$0.00
<b>DEUDA PÚBLICA</b>	<b>\$0.00</b>	<b>\$0.00</b>	<b>\$0.00</b>	<b>\$0.00</b>	<b>\$0.00</b>	<b>\$0.00</b>

C. MIGUEL ÁNGEL GARCÍA ONOFRE  
CONSEJERO PRESIDENTE


C. CHRISTIAN MICHELLE BETANCOURT MENDIVIL  
ENCARGADA DE LA DIRECCIÓN ADMINISTRATIVA

**Instituto Electoral del Estado  
Estado de Puebla**  
**Estado Analítico del Ejercicio del Presupuesto de Egresos**  
**Clasificación por Objeto del Gasto (Capítulo y Concepto)**  
| Del 01/ene./2021 Al 31/mar./2021

Usr: alemantilla  
Rep: rptEstadoPresupuestoEgresos\_CP\_CTO

Fecha y hora de Impresión | 14/abr./2021  
06:19 p. m.

Concepto	Egresos					
	Aprobado	Ampliaciones / (Reducciones)	Modificado	Devengado	Pagado	Subejercicio
	1	2	3=(1+2)	4	5	6 = ( 3 - 4 )
AMORTIZACIÓN DE LA DEUDA PÚBLICA	\$0.00	\$0.00	\$0.00	\$0.00	\$0.00	\$0.00
INTERESES DE LA DEUDA PÚBLICA	\$0.00	\$0.00	\$0.00	\$0.00	\$0.00	\$0.00
COMISIONES DE LA DEUDA PÚBLICA	\$0.00	\$0.00	\$0.00	\$0.00	\$0.00	\$0.00
GASTOS DE LA DEUDA PÚBLICA	\$0.00	\$0.00	\$0.00	\$0.00	\$0.00	\$0.00
COSTOS POR COBERTURAS	\$0.00	\$0.00	\$0.00	\$0.00	\$0.00	\$0.00
APOYOS FINANCIEROS	\$0.00	\$0.00	\$0.00	\$0.00	\$0.00	\$0.00
ADEUDOS DE EJERCICIOS FISCALES ANTERIORES (ADEFAS)	\$0.00	\$0.00	\$0.00	\$0.00	\$0.00	\$0.00
<b>Total del Gasto</b>	<b>\$421,738,151.00</b>	<b>\$446,066,228.04</b>	<b>\$867,804,379.04</b>	<b>\$195,444,337.81</b>	<b>\$194,738,321.51</b>	<b>\$672,360,041.23</b>



C. MIGUEL ÁNGEL GARCÍA ONOFRE  
CONSEJERO PRESIDENTE



C. CHRISTIAN MICHELLE BETANCOURT MENDIVIL  
ENCARGADA DE LA DIRECCIÓN ADMINISTRATIVA

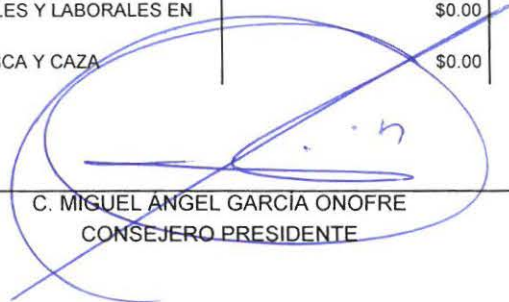


Usr: alemantilla  
 Rep: rptEstadoPresupuestoEgresos\_FN3

**Instituto Electoral del Estado  
 Estado de Puebla**  
**Estado Analítico del Ejercicio del Presupuesto de Egresos**  
**Clasificación Funcional (Finalidad y Función)**  
 | Del 01/ene./2021 Al 31/mar./2021

Fecha y | 14/abr./2021  
 hora de Impresión | 06:24 p. m.

Concepto	Egresos					
	Aprobado	Ampliaciones / (Reducciones)	Modificado	Devengado	Pagado	Subejercicio
	1	2	3=(1+2)	4	5	6 = ( 3 - 4 )
<b>GOBIERNO</b>	\$421,738,151.00	\$446,066,228.04	\$867,804,379.04	\$195,444,337.81	\$194,738,321.51	\$672,360,041.23
LEGISLACIÓN	\$0.00	\$0.00	\$0.00	\$0.00	\$0.00	\$0.00
JUSTICIA	\$0.00	\$0.00	\$0.00	\$0.00	\$0.00	\$0.00
COORDINACIÓN DE LA POLÍTICA DE GOBIERNO	\$421,738,151.00	\$446,066,228.04	\$867,804,379.04	\$195,444,337.81	\$194,738,321.51	\$672,360,041.23
RELACIONES EXTERIORES	\$0.00	\$0.00	\$0.00	\$0.00	\$0.00	\$0.00
ASUNTOS FINANCIEROS Y HACENDARIOS	\$0.00	\$0.00	\$0.00	\$0.00	\$0.00	\$0.00
SEGURIDAD NACIONAL	\$0.00	\$0.00	\$0.00	\$0.00	\$0.00	\$0.00
ASUNTOS DE ORDEN PÚBLICO Y DE SEGURIDAD INTERIOR	\$0.00	\$0.00	\$0.00	\$0.00	\$0.00	\$0.00
OTROS SERVICIOS GENERALES	\$0.00	\$0.00	\$0.00	\$0.00	\$0.00	\$0.00
<b>DESARROLLO SOCIAL</b>	\$0.00	\$0.00	\$0.00	\$0.00	\$0.00	\$0.00
PROTECCIÓN AMBIENTAL	\$0.00	\$0.00	\$0.00	\$0.00	\$0.00	\$0.00
VIVIENDA Y SERVICIOS A LA COMUNIDAD	\$0.00	\$0.00	\$0.00	\$0.00	\$0.00	\$0.00
SALUD	\$0.00	\$0.00	\$0.00	\$0.00	\$0.00	\$0.00
RECREACIÓN, CULTURA Y OTRAS MANIFESTACIONES SOCIALES	\$0.00	\$0.00	\$0.00	\$0.00	\$0.00	\$0.00
EDUCACIÓN	\$0.00	\$0.00	\$0.00	\$0.00	\$0.00	\$0.00
PROTECCIÓN SOCIAL	\$0.00	\$0.00	\$0.00	\$0.00	\$0.00	\$0.00
OTROS ASUNTOS SOCIALES	\$0.00	\$0.00	\$0.00	\$0.00	\$0.00	\$0.00
<b>DESARROLLO ECONÓMICO</b>	\$0.00	\$0.00	\$0.00	\$0.00	\$0.00	\$0.00
ASUNTOS ECONÓMICOS, COMERCIALES Y LABORALES EN GENERAL	\$0.00	\$0.00	\$0.00	\$0.00	\$0.00	\$0.00
AGROPECUARIA, SILVICULTURA, PESCA Y CAZA	\$0.00	\$0.00	\$0.00	\$0.00	\$0.00	\$0.00

  
 C. MIGUEL ÁNGEL GARCÍA ONOFRE  
 CONSEJERO PRESIDENTE

  
 C. CHRISTIAN MICHELLE BETANCOURT MENDIVIL  
 ENCARGADA DE LA DIRECCIÓN ADMINISTRATIVA

**Instituto Electoral del Estado**  
**Estado de Puebla**  
**Estado Analítico del Ejercicio del Presupuesto de Egresos**  
**Clasificación Funcional (Finalidad y Función)**  
| Del 01/ene./2021 Al 31/mar./2021

Concepto	Egresos					
	Aprobado	Ampliaciones / (Reducciones)	Modificado	Devengado	Pagado	Subejercicio
	1	2	3=(1+2)	4	5	6 = ( 3 - 4 )
COMBUSTIBLES Y ENERGÍA	\$0.00	\$0.00	\$0.00	\$0.00	\$0.00	\$0.00
MINERÍA, MANUFACTURAS Y CONSTRUCCIÓN	\$0.00	\$0.00	\$0.00	\$0.00	\$0.00	\$0.00
TRANSPORTE	\$0.00	\$0.00	\$0.00	\$0.00	\$0.00	\$0.00
COMUNICACIONES	\$0.00	\$0.00	\$0.00	\$0.00	\$0.00	\$0.00
TURISMO	\$0.00	\$0.00	\$0.00	\$0.00	\$0.00	\$0.00
CIENCIA, TECNOLOGÍA E INNOVACIÓN	\$0.00	\$0.00	\$0.00	\$0.00	\$0.00	\$0.00
OTRAS INDUSTRIAS Y OTROS ASUNTOS ECONÓMICOS	\$0.00	\$0.00	\$0.00	\$0.00	\$0.00	\$0.00
<b>OTRAS NO CLASIFICADAS EN FUNCIONES ANTERIORES</b>	<b>\$0.00</b>	<b>\$0.00</b>	<b>\$0.00</b>	<b>\$0.00</b>	<b>\$0.00</b>	<b>\$0.00</b>
TRANSACCIONES DE LA DEUDA PÚBLICA / COSTO FINANCIERO DE LA DEUDA	\$0.00	\$0.00	\$0.00	\$0.00	\$0.00	\$0.00
TRANSFERENCIAS, PARTICIPACIONES Y APORTACIONES ENTRE DIFERENTES NIVELES Y ÓRDENES DE GOBIERNO	\$0.00	\$0.00	\$0.00	\$0.00	\$0.00	\$0.00
SANEAMIENTO DEL SISTEMA FINANCIERO	\$0.00	\$0.00	\$0.00	\$0.00	\$0.00	\$0.00
ADEUDOS DE EJERCICIOS FISCALES ANTERIORES	\$0.00	\$0.00	\$0.00	\$0.00	\$0.00	\$0.00
<b>Total del Gasto</b>	<b>\$421,738,151.00</b>	<b>\$446,066,228.04</b>	<b>\$867,804,379.04</b>	<b>\$195,444,337.81</b>	<b>\$194,738,321.51</b>	<b>\$672,360,041.23</b>

  
C. MIGUEL ÁNGEL GARCÍA ONOFRE  
CONSEJERO PRESIDENTE

  
C. CHRISTIAN MICHELLE BETANCOURT MENDIVIL  
ENCARGADA DE LA DIRECCIÓN ADMINISTRATIVA