

**Instituto Electoral del Estado**  
**Estado de Puebla**  
**Estado Analítico del Ejercicio del Presupuesto de Egresos**  
**Clasificación Administrativa**  
 | Del 01/ene./2021 Al 31/dic./2021

Usr: alemantilla  
 Rep: rptEstadoPresupuestoEgresos\_UA3

Fecha y | 21/ene./2022  
 hora de Impresión | 11:15 a. m.

Concepto	Egresos					Subejercicio
	Aprobado	Ampliaciones / (Reducciones)	Modificado	Devengado	Pagado	
	1	2	3=(1+2)	4	5	
<b>Sin Ramo/Dependencia</b>						
CONSEJO GENERAL	\$18,551,498.00	\$10,501,740.96	\$29,053,238.96	\$26,610,001.28	\$26,560,602.03	\$2,443,237.68
OFICINA DE PRESIDENCIA	\$2,313,782.00	\$2,408,429.11	\$4,722,211.11	\$4,262,983.36	\$4,252,037.75	\$459,227.75
UNIDAD DE TRANSPARENCIA	\$783,168.00	\$931,688.93	\$1,714,856.93	\$1,546,670.91	\$1,537,923.39	\$168,186.02
UNIDAD TECNICA DE FISCALIZACIÓN	\$1,772,405.00	\$2,432,560.58	\$4,204,965.58	\$2,822,584.50	\$2,809,542.41	\$1,382,381.08
CONTRALORÍA INTERNA	\$3,970,676.00	\$3,656,195.34	\$7,626,871.34	\$6,147,476.39	\$6,128,398.16	\$1,479,394.95
SECRETARÍA EJECUTIVA	\$2,864,708.00	\$30,177,044.19	\$33,041,752.19	\$27,358,335.18	\$27,340,357.95	\$5,683,417.01
COORDINACIÓN DE COMUNICACIÓN SOCIAL	\$1,340,966.00	\$12,668,648.26	\$14,009,614.26	\$12,062,983.30	\$12,010,637.70	\$1,946,630.96
SUBDIRECCIÓN DE PLANEACIÓN Y EVALUACIÓN	\$1,090,415.00	\$483,655.85	\$1,574,070.85	\$1,278,640.27	\$1,274,687.38	\$295,430.58
DIRECCIÓN TÉCNICA DEL SECRETARIADO	\$2,605,410.00	\$5,163,777.62	\$7,769,187.62	\$7,154,339.35	\$7,133,746.72	\$614,848.27
DIRECCIÓN ADMINISTRATIVA	\$5,726,164.00	\$9,471,317.77	\$15,197,481.77	\$13,527,285.08	\$13,496,351.47	\$1,670,196.69
COORDINACIÓN DE INFORMÁTICA	\$1,038,572.00	\$5,537,772.45	\$6,576,344.45	\$3,801,419.91	\$3,753,861.84	\$2,774,924.54
MATERIALES Y SERVICIOS GENERALES	\$9,421,961.00	\$34,246,204.47	\$43,668,165.47	\$21,764,792.94	\$21,640,516.69	\$21,903,372.53
DIRECCIÓN DE CAPACITACIÓN ELECTORAL Y EDUCACIÓI	\$2,984,465.00	\$17,494,001.66	\$20,478,466.66	\$19,840,072.81	\$19,825,073.69	\$638,393.85
DIRECCIÓN DE PRERROGATIVAS Y PARTIDOS POLÍTICOS	\$356,821,584.00	\$13,172,794.33	\$369,994,378.33	\$361,108,173.20	\$359,538,810.79	\$8,886,205.13
DIRECCIÓN DE ORGANIZACIÓN ELECTORAL	\$3,028,622.00	\$175,545,873.64	\$178,574,495.64	\$164,707,752.19	\$164,686,703.92	\$13,866,743.45
DIRECCIÓN JURÍDICA	\$4,061,060.00	\$4,596,397.93	\$8,657,457.93	\$7,262,389.63	\$7,239,829.39	\$1,395,068.30
UNIDAD DE FORMACION Y DESARROLLO	\$551,174.00	\$6,572,089.52	\$7,123,263.52	\$6,369,459.09	\$6,355,568.72	\$753,804.43
DIRECCIÓN DE ARCHIVO	\$2,050,492.00	\$1,267,083.93	\$3,317,575.93	\$2,890,555.38	\$2,882,425.31	\$427,020.55
DIRECCIÓN DE IGUALDAD Y NO DISCRIMINACIÓN	\$761,029.00	\$1,256,774.20	\$2,017,803.20	\$1,904,135.60	\$1,899,063.32	\$113,667.60
XICOTEPEC DE JUAREZ	\$0.00	\$2,655,120.26	\$2,655,120.26	\$2,655,120.26	\$2,655,120.26	\$0.00
XICOTEPEC CABECERA	\$0.00	\$275,504.25	\$275,504.25	\$275,504.25	\$275,504.25	\$0.00
HONEY	\$0.00	\$193,400.11	\$193,400.11	\$193,400.11	\$193,400.11	\$0.00
JALPAN	\$0.00	\$202,127.80	\$202,127.80	\$202,127.80	\$202,127.80	\$0.00
NAUPAN	\$0.00	\$193,106.74	\$193,106.74	\$193,106.74	\$193,106.74	\$0.00
PAHUATLÁN	\$0.00	\$198,896.60	\$198,896.60	\$198,896.60	\$198,896.60	\$0.00
PANTEPEC	\$0.00	\$200,303.91	\$200,303.91	\$200,303.91	\$200,303.91	\$0.00
TLACUILOTEPEC	\$0.00	\$198,309.97	\$198,309.97	\$198,309.97	\$198,309.97	\$0.00
TLAXCO	\$0.00	\$188,877.07	\$188,877.07	\$188,877.07	\$188,877.07	\$0.00
VENUSTIANO CARRANZA	\$0.00	\$194,936.07	\$194,936.07	\$194,936.07	\$194,936.07	\$0.00
FRANCISCO Z. MENA	\$0.00	\$204,026.22	\$204,026.22	\$204,026.22	\$204,026.22	\$0.00
HUAUCHINANGO DE DEGOLLADO	\$0.00	\$2,893,539.32	\$2,893,539.32	\$2,893,539.32	\$2,893,539.32	\$0.00
HUAUCHINANGO CABECERA	\$0.00	\$288,248.58	\$288,248.58	\$288,248.58	\$288,248.58	\$0.00
AMIXTLÁN	\$0.00	\$196,525.98	\$196,525.98	\$196,525.98	\$196,525.98	\$0.00
CAMOCUAUTLA	\$0.00	\$192,048.86	\$192,048.86	\$192,048.86	\$192,048.86	\$0.00
CHICONCUAUTLA	\$0.00	\$247,056.62	\$247,056.62	\$220,752.95	\$220,752.95	\$26,303.67
COATEPEC	\$0.00	\$190,057.87	\$190,057.87	\$190,057.87	\$190,057.87	\$0.00
HERMENEGILDO GALEANA	\$0.00	\$191,755.58	\$191,755.58	\$191,755.58	\$191,755.58	\$0.00



# Instituto Electoral del Estado Estado de Puebla

## Estado Analítico del Ejercicio del Presupuesto de Egresos

Clasificación Administrativa  
| Del 01/ene./2021 Al 31/dic./2021

Fecha y hora de Impresión | 21/ene./2022  
11:15 a. m.

Usu: alemantilla  
Rep: rptEstadoPresupuestoEgresos\_UA3

Concepto	Egresos					Subejercicio
	Aprobado	Ampliaciones / (Reducciones)	Modificado	Devengado	Pagado	
	1	2	3=(1+2)	4	5	
AHUACATLÁN	\$0.00	\$194,655.18	\$194,655.18	\$194,655.18	\$194,655.18	\$0.00
JOPALA	\$0.00	\$195,492.72	\$195,492.72	\$195,492.72	\$195,492.72	\$0.00
JUAN GALINDO	\$0.00	\$191,143.36	\$191,143.36	\$191,143.36	\$191,143.36	\$0.00
SAN FELIPE TEPATLÁN	\$0.00	\$185,191.39	\$185,191.39	\$185,191.39	\$185,191.39	\$0.00
TEPANGO DE RODRIGUEZ	\$0.00	\$188,351.09	\$188,351.09	\$188,351.09	\$188,351.09	\$0.00
TLAOLA	\$0.00	\$196,981.68	\$196,981.68	\$196,981.68	\$196,981.68	\$0.00
TLAPACOYA	\$0.00	\$190,988.96	\$190,988.96	\$190,988.96	\$190,988.96	\$0.00
ZIHUATEUTLA	\$0.00	\$199,058.97	\$199,058.97	\$199,058.97	\$199,058.97	\$0.00
ZACATLAN	\$0.00	\$2,600,256.76	\$2,600,256.76	\$2,429,698.26	\$2,429,698.26	\$170,558.50
ZACATLAN CABECERA	\$0.00	\$261,444.42	\$261,444.42	\$261,444.42	\$261,444.42	\$0.00
AQUIXTLA	\$0.00	\$194,123.87	\$194,123.87	\$194,123.87	\$194,123.87	\$0.00
CHIGNAHUAPAN	\$0.00	\$216,262.57	\$216,262.57	\$216,262.57	\$216,262.57	\$0.00
IXTACAMAXTITLAN	\$0.00	\$195,961.42	\$195,961.42	\$195,961.42	\$195,961.42	\$0.00
LIBRES	\$0.00	\$246,768.54	\$246,768.54	\$218,103.53	\$218,103.53	\$28,665.01
OCOTEPEC	\$0.00	\$183,001.45	\$183,001.45	\$183,001.45	\$183,001.45	\$0.00
AHUAZOTEPEC	\$0.00	\$201,268.61	\$201,268.61	\$201,268.61	\$201,268.61	\$0.00
ZACAPOAXTLA	\$0.00	\$3,207,213.67	\$3,207,213.67	\$3,207,213.67	\$3,207,213.67	\$0.00
ZACAPOAXTLA CABECERA	\$0.00	\$265,725.94	\$265,725.94	\$265,725.94	\$265,725.94	\$0.00
CUAUTEMPAN	\$0.00	\$191,888.59	\$191,888.59	\$191,888.59	\$191,888.59	\$0.00
CAXHUACAN	\$0.00	\$186,001.79	\$186,001.79	\$186,001.79	\$186,001.79	\$0.00
HUEHUETLA	\$0.00	\$179,688.81	\$179,688.81	\$179,688.81	\$179,688.81	\$0.00
HUEYTLALPAN	\$0.00	\$189,602.85	\$189,602.85	\$189,602.85	\$189,602.85	\$0.00
HUITZILAN DE SERDAN	\$0.00	\$186,193.71	\$186,193.71	\$186,193.71	\$186,193.71	\$0.00
IXTEPEC	\$0.00	\$176,926.46	\$176,926.46	\$176,926.46	\$176,926.46	\$0.00
NAUZONTLA	\$0.00	\$191,356.86	\$191,356.86	\$191,356.86	\$191,356.86	\$0.00
OLINTLA	\$0.00	\$190,007.92	\$190,007.92	\$190,007.92	\$190,007.92	\$0.00
TEPETZINTLA	\$0.00	\$194,815.20	\$194,815.20	\$194,815.20	\$194,815.20	\$0.00
TETELA DE OCAMPO	\$0.00	\$203,144.31	\$203,144.31	\$203,144.31	\$203,144.31	\$0.00
XOCHIAPULCO	\$0.00	\$186,213.92	\$186,213.92	\$186,213.92	\$186,213.92	\$0.00
XOCHITLAN DE VICENTE SUAREZ	\$0.00	\$191,327.70	\$191,327.70	\$191,327.70	\$191,327.70	\$0.00
ATLEQUIZAYAN	\$0.00	\$194,076.45	\$194,076.45	\$194,076.45	\$194,076.45	\$0.00
ZAPOTITLAN DE MENDEZ	\$0.00	\$191,054.93	\$191,054.93	\$191,054.93	\$191,054.93	\$0.00
ZARAGOZA	\$0.00	\$194,023.83	\$194,023.83	\$194,023.83	\$194,023.83	\$0.00
ZAUTLA	\$0.00	\$193,281.55	\$193,281.55	\$193,281.55	\$193,281.55	\$0.00
ZONGOZOTLA	\$0.00	\$186,086.36	\$186,086.36	\$173,606.12	\$173,606.12	\$12,480.24
TLATLAUQUITEPEC	\$0.00	\$2,879,851.87	\$2,879,851.87	\$2,879,851.87	\$2,879,851.87	\$0.00
TLATLAUQUITEPEC CABECERA	\$0.00	\$245,196.74	\$245,196.74	\$245,196.74	\$245,196.74	\$0.00
ATEMPAN	\$0.00	\$221,663.57	\$221,663.57	\$186,080.02	\$186,080.02	\$35,583.55
AYOTOXCO DE GUERRERO	\$0.00	\$190,452.66	\$190,452.66	\$190,452.66	\$190,452.66	\$0.00



# Instituto Electoral del Estado Estado de Puebla

## Estado Analítico del Ejercicio del Presupuesto de Egresos

Clasificación Administrativa  
| Del 01/ene./2021 Al 31/dic./2021

Fecha y | 21/ene./2022

hora de Impresión | 11:15 a. m.

Usu: alemantilla  
Rep: rptEstadoPresupuestoEgresos\_UA3

Concepto	Egresos					Subejercicio
	Aprobado	Ampliaciones / (Reducciones)	Modificado	Devengado	Pagado	
	1	2	3=(1+2)	4	5	
CUETZALAN DEL PROGRESO	\$0.00	\$228,805.66	\$228,805.66	\$214,360.78	\$214,360.78	\$14,444.88
HUEYAPAN	\$0.00	\$195,238.14	\$195,238.14	\$195,238.14	\$195,238.14	\$0.00
HUEYTAMALCO	\$0.00	\$198,686.81	\$198,686.81	\$198,686.81	\$198,686.81	\$0.00
JONOTLA	\$0.00	\$189,719.24	\$189,719.24	\$189,719.24	\$189,719.24	\$0.00
TENAMPULCO	\$0.00	\$189,953.11	\$189,953.11	\$189,953.11	\$189,953.11	\$0.00
TETELES DE AVILA CASTILLO	\$0.00	\$193,855.65	\$193,855.65	\$193,855.65	\$193,855.65	\$0.00
ACATENO	\$0.00	\$193,823.77	\$193,823.77	\$193,823.77	\$193,823.77	\$0.00
TUZAMAPAN DE GALEANA	\$0.00	\$190,438.59	\$190,438.59	\$190,438.59	\$190,438.59	\$0.00
YAONAHUAC	\$0.00	\$191,355.59	\$191,355.59	\$191,355.59	\$191,355.59	\$0.00
ZOQUIAPAN	\$0.00	\$186,648.75	\$186,648.75	\$186,648.75	\$186,648.75	\$0.00
TEZIUTLAN	\$0.00	\$2,508,950.06	\$2,508,950.06	\$2,508,950.06	\$2,508,950.06	\$0.00
TEZIUTLAN CABECERA	\$0.00	\$270,951.07	\$270,951.07	\$270,951.07	\$270,951.07	\$0.00
CUYOACO	\$0.00	\$185,062.18	\$185,062.18	\$185,062.18	\$185,062.18	\$0.00
GUADALUPE VICTORIA	\$0.00	\$189,078.49	\$189,078.49	\$189,078.49	\$189,078.49	\$0.00
LAFRAGUA	\$0.00	\$224,690.41	\$224,690.41	\$224,690.41	\$224,690.41	\$0.00
TEPEYAHUALCO	\$0.00	\$171,705.25	\$171,705.25	\$171,705.25	\$171,705.25	\$0.00
CHIGNAUTLA	\$0.00	\$192,823.20	\$192,823.20	\$192,823.20	\$192,823.20	\$0.00
XIUTETELCO	\$0.00	\$199,078.25	\$199,078.25	\$199,078.25	\$199,078.25	\$0.00
SAN MARTIN TEXMELUCAN DE LABASTIDA	\$0.00	\$2,515,067.56	\$2,515,067.56	\$2,309,483.56	\$2,309,483.56	\$205,584.00
SAN MARTIN TEXMELUCAN CABECERA	\$0.00	\$249,237.23	\$249,237.23	\$249,237.23	\$249,237.23	\$0.00
SAN MATIAS TLALANCALECA	\$0.00	\$202,773.17	\$202,773.17	\$202,773.17	\$202,773.17	\$0.00
SAN SALVADOR EL VERDE	\$0.00	\$204,982.75	\$204,982.75	\$204,982.75	\$204,982.75	\$0.00
TLAHUAPAN	\$0.00	\$193,336.89	\$193,336.89	\$193,336.89	\$193,336.89	\$0.00
HUEJOTZINGO	\$0.00	\$2,446,701.51	\$2,446,701.51	\$2,446,701.51	\$2,446,701.51	\$0.00
HUEJOTZINGO CABECERA	\$0.00	\$274,450.03	\$274,450.03	\$274,450.03	\$274,450.03	\$0.00
CHIAUTZINGO	\$0.00	\$197,696.16	\$197,696.16	\$197,696.16	\$197,696.16	\$0.00
CORONANGO	\$0.00	\$212,574.50	\$212,574.50	\$212,574.50	\$212,574.50	\$0.00
DOMINGO ARENAS	\$0.00	\$205,594.60	\$205,594.60	\$205,594.60	\$205,594.60	\$0.00
CALPAN	\$0.00	\$193,858.43	\$193,858.43	\$193,858.43	\$193,858.43	\$0.00
JUAN C. BONILLA	\$0.00	\$177,867.70	\$177,867.70	\$177,867.70	\$177,867.70	\$0.00
NEALTICAN	\$0.00	\$191,108.09	\$191,108.09	\$191,108.09	\$191,108.09	\$0.00
SAN FELIPE TEOTLALCINGO	\$0.00	\$209,991.53	\$209,991.53	\$209,991.53	\$209,991.53	\$0.00
SAN MIGUEL XOXTLA	\$0.00	\$197,110.20	\$197,110.20	\$197,110.20	\$197,110.20	\$0.00
SAN NICOLAS DE LOS RANCHOS	\$0.00	\$197,861.20	\$197,861.20	\$197,861.20	\$197,861.20	\$0.00
TLALTENANGO	\$0.00	\$196,247.39	\$196,247.39	\$196,247.39	\$196,247.39	\$0.00
HEROICA PUEBLA DE ZARAGOZA	\$0.00	\$2,502,380.14	\$2,502,380.14	\$2,502,380.14	\$2,502,380.14	\$0.00
PUEBLA CABECERA	\$0.00	\$803,677.58	\$803,677.58	\$803,677.58	\$803,677.58	\$0.00
CUAUTLANCINGO	\$0.00	\$238,324.00	\$238,324.00	\$238,324.00	\$238,324.00	\$0.00
HEROICA PUEBLA DE ZARAGOZA	\$0.00	\$2,620,681.02	\$2,620,681.02	\$2,620,681.02	\$2,620,681.02	\$0.00



# Instituto Electoral del Estado Estado de Puebla

## Estado Analítico del Ejercicio del Presupuesto de Egresos

### Clasificación Administrativa

Del 01/ene./2021 Al 31/dic./2021

Fecha y 21/ene./2022

hora de Impresión 11:15 a. m.

Usu: alemantilla  
Rep: rptEstadoPresupuestoEgresos\_UA3

Concepto	Egresos					Subejercicio
	Aprobado	Ampliaciones / (Reducciones)	Modificado	Devengado	Pagado	
	1	2	3=(1+2)	4	5	
HEROICA PUEBLA DE ZARAGOZA	\$0.00	\$2,246,230.62	\$2,246,230.62	\$2,246,230.62	\$2,246,230.62	\$0.00
AMOZOC DE MOTA	\$0.00	\$2,755,529.80	\$2,755,529.80	\$2,755,529.80	\$2,755,529.80	\$0.00
AMOZOC CABECERA	\$0.00	\$252,463.32	\$252,463.32	\$252,463.32	\$252,463.32	\$0.00
ACAJETE	\$0.00	\$219,194.13	\$219,194.13	\$219,194.13	\$219,194.13	\$0.00
ATOYATEMPAN	\$0.00	\$194,837.66	\$194,837.66	\$194,837.66	\$194,837.66	\$0.00
CUAUTINCHAN	\$0.00	\$188,067.53	\$188,067.53	\$188,067.53	\$188,067.53	\$0.00
MIXTLA	\$0.00	\$187,249.71	\$187,249.71	\$187,249.71	\$187,249.71	\$0.00
SANTO TOMAS HUEYOTLIPAN	\$0.00	\$189,428.13	\$189,428.13	\$189,428.13	\$189,428.13	\$0.00
TECALI DE HERRERA	\$0.00	\$194,471.11	\$194,471.11	\$194,471.11	\$194,471.11	\$0.00
TEPATLAXCO DE HIDALGO	\$0.00	\$191,464.04	\$191,464.04	\$191,464.04	\$191,464.04	\$0.00
TLANEPANTLA	\$0.00	\$196,773.63	\$196,773.63	\$196,773.63	\$196,773.63	\$0.00
TZICATLACOYAN	\$0.00	\$189,889.20	\$189,889.20	\$189,889.20	\$189,889.20	\$0.00
TEPEACA	\$0.00	\$2,481,196.98	\$2,481,196.98	\$2,481,196.98	\$2,481,196.98	\$0.00
TEPEACA CABECERA	\$0.00	\$236,850.42	\$236,850.42	\$236,850.42	\$236,850.42	\$0.00
CUAPIAXTLA DE MADERO	\$0.00	\$187,631.50	\$187,631.50	\$187,631.50	\$187,631.50	\$0.00
LOS REYES DE JUAREZ	\$0.00	\$190,463.99	\$190,463.99	\$190,463.99	\$190,463.99	\$0.00
MAZAPILTEPEC DE JUAREZ	\$0.00	\$183,109.03	\$183,109.03	\$183,109.03	\$183,109.03	\$0.00
NOPALUCAN	\$0.00	\$243,923.91	\$243,923.91	\$243,923.91	\$243,923.91	\$0.00
RAFAEL LARA GRAJALES	\$0.00	\$207,423.31	\$207,423.31	\$207,423.31	\$207,423.31	\$0.00
SAN JOSE CHIAPA	\$0.00	\$187,022.33	\$187,022.33	\$187,022.33	\$187,022.33	\$0.00
SOLTEPEC	\$0.00	\$192,629.63	\$192,629.63	\$192,629.63	\$192,629.63	\$0.00
ACATZINGO	\$0.00	\$223,949.13	\$223,949.13	\$223,949.13	\$223,949.13	\$0.00
CIUDAD SERDAN	\$0.00	\$2,779,140.29	\$2,779,140.29	\$2,779,140.29	\$2,779,140.29	\$0.00
CHALCHICOMULA DE SESMA CABECERA	\$0.00	\$210,191.99	\$210,191.99	\$210,191.99	\$210,191.99	\$0.00
ATZITZINTLA	\$0.00	\$194,449.30	\$194,449.30	\$194,449.30	\$194,449.30	\$0.00
ALJOJUCA	\$0.00	\$196,831.71	\$196,831.71	\$196,831.71	\$196,831.71	\$0.00
CHICHQUILA	\$0.00	\$200,074.87	\$200,074.87	\$200,074.87	\$200,074.87	\$0.00
CHILCHOTLA	\$0.00	\$198,644.11	\$198,644.11	\$198,644.11	\$198,644.11	\$0.00
ESPERANZA	\$0.00	\$186,895.20	\$186,895.20	\$186,895.20	\$186,895.20	\$0.00
ORIENTAL	\$0.00	\$201,416.05	\$201,416.05	\$201,416.05	\$201,416.05	\$0.00
QUIMIXTLAN	\$0.00	\$198,940.95	\$198,940.95	\$198,940.95	\$198,940.95	\$0.00
SAN JUAN ATENCO	\$0.00	\$191,844.52	\$191,844.52	\$191,844.52	\$191,844.52	\$0.00
SAN NICOLAS BUENOS AIRES	\$0.00	\$198,100.79	\$198,100.79	\$198,100.79	\$198,100.79	\$0.00
SAN SALVADOR EL SECO	\$0.00	\$230,861.17	\$230,861.17	\$230,861.17	\$230,861.17	\$0.00
TLACHICHUCA	\$0.00	\$203,231.41	\$203,231.41	\$203,231.41	\$203,231.41	\$0.00
TECAMACHALCO	\$0.00	\$2,412,408.97	\$2,412,408.97	\$2,412,408.97	\$2,412,408.97	\$0.00
TECAMACHALCO CABECERA	\$0.00	\$211,232.99	\$211,232.99	\$211,232.99	\$211,232.99	\$0.00
PALMAR DE BRAVO	\$0.00	\$202,380.33	\$202,380.33	\$202,380.33	\$202,380.33	\$0.00
QUECHOLAC	\$0.00	\$200,612.37	\$200,612.37	\$200,612.37	\$200,612.37	\$0.00



# Instituto Electoral del Estado Estado de Puebla

## Estado Analítico del Ejercicio del Presupuesto de Egresos

**Clasificación Administrativa**  
| Del 01/ene./2021 Al 31/dic./2021

Fecha y hora de Impresión | 21/ene./2022  
11:15 a. m.

Usr: alemantilla  
Rep: rptEstadoPresupuestoEgresos-UA3

Concepto	Egresos					Subejercicio
	Aprobado	Ampliaciones / (Reducciones)	Modificado	Devengado	Pagado	
	1	2	3=(1+2)	4	5	
SAN SALVADOR HUIXCOLOTLA	\$0.00	\$191,964.93	\$191,964.93	\$191,964.93	\$191,964.93	\$0.00
GENERAL FELIPE ANGELES	\$0.00	\$200,590.85	\$200,590.85	\$200,590.85	\$200,590.85	\$0.00
YEHUALTEPEC	\$0.00	\$188,192.58	\$188,192.58	\$188,192.58	\$188,192.58	\$0.00
HEROICA PUEBLA DE ZARAGOZA	\$0.00	\$2,599,815.12	\$2,599,815.12	\$2,599,815.12	\$2,599,815.12	\$0.00
HEROICA PUEBLA DE ZARAGOZA	\$0.00	\$3,140,565.43	\$3,140,565.43	\$3,140,565.43	\$3,140,565.43	\$0.00
CHOLULA DE RIVADAVIA	\$0.00	\$2,415,080.15	\$2,415,080.15	\$2,415,080.15	\$2,415,080.15	\$0.00
SAN PEDRO CHOLULA CABECERA	\$0.00	\$269,782.34	\$269,782.34	\$269,782.34	\$269,782.34	\$0.00
SAN ANDRES CHOLULA	\$0.00	\$262,503.26	\$262,503.26	\$262,503.26	\$262,503.26	\$0.00
HEROICA PUEBLA DE ZARAGOZA	\$0.00	\$2,477,488.27	\$2,477,488.27	\$2,477,488.27	\$2,477,488.27	\$0.00
HEROICA PUEBLA DE ZARAGOZA	\$0.00	\$2,394,870.74	\$2,394,870.74	\$2,394,870.74	\$2,394,870.74	\$0.00
ATLIXCO	\$0.00	\$3,113,499.72	\$3,113,499.72	\$3,113,499.72	\$3,113,499.72	\$0.00
ATLIXCO CABECERA	\$0.00	\$282,415.70	\$282,415.70	\$282,415.70	\$282,415.70	\$0.00
ATZITZIHUACAN	\$0.00	\$181,795.66	\$181,795.66	\$181,795.66	\$181,795.66	\$0.00
OCOYUCAN	\$0.00	\$204,261.88	\$204,261.88	\$204,261.88	\$204,261.88	\$0.00
SAN DIEGO LA MESA TOCHIMILTZINGO	\$0.00	\$206,283.69	\$206,283.69	\$206,283.69	\$206,283.69	\$0.00
SAN GREGORIO ATZOMPA	\$0.00	\$195,101.20	\$195,101.20	\$195,101.20	\$195,101.20	\$0.00
SAN JERONIMO TECUANIPAN	\$0.00	\$187,798.65	\$187,798.65	\$187,798.65	\$187,798.65	\$0.00
SANTA ISABEL CHOLULA	\$0.00	\$194,335.20	\$194,335.20	\$194,335.20	\$194,335.20	\$0.00
TIANGUISMANALCO	\$0.00	\$196,388.49	\$196,388.49	\$196,388.49	\$196,388.49	\$0.00
TOCHIMILCO	\$0.00	\$199,403.22	\$199,403.22	\$199,403.22	\$199,403.22	\$0.00
IZUCAR DE MATAMOROS	\$0.00	\$3,460,684.31	\$3,460,684.31	\$3,460,684.31	\$3,460,684.31	\$0.00
IZUCAR DE MATAMOROS CABECERA	\$0.00	\$270,904.30	\$270,904.30	\$270,904.30	\$270,904.30	\$0.00
ALBINO ZERTUCHE	\$0.00	\$203,612.39	\$203,612.39	\$203,612.39	\$203,612.39	\$0.00
ATZALA	\$0.00	\$210,140.61	\$210,140.61	\$210,140.61	\$210,140.61	\$0.00
CHIAUTLA	\$0.00	\$217,982.66	\$217,982.66	\$217,982.66	\$217,982.66	\$0.00
CHIETLA	\$0.00	\$221,214.97	\$221,214.97	\$221,214.97	\$221,214.97	\$0.00
CHILA DE LA SAL	\$0.00	\$193,454.39	\$193,454.39	\$193,454.39	\$193,454.39	\$0.00
COHETZALA	\$0.00	\$213,280.90	\$213,280.90	\$213,280.90	\$213,280.90	\$0.00
COHUECAN	\$0.00	\$201,281.05	\$201,281.05	\$201,281.05	\$201,281.05	\$0.00
HUAQUECHULA	\$0.00	\$187,415.86	\$187,415.86	\$187,415.86	\$187,415.86	\$0.00
HUEHUETLAN EL CHICO	\$0.00	\$203,850.31	\$203,850.31	\$203,850.31	\$203,850.31	\$0.00
IXCAMILPA DE GUERRERO	\$0.00	\$204,648.44	\$204,648.44	\$204,648.44	\$204,648.44	\$0.00
ACTEOPAN	\$0.00	\$192,431.85	\$192,431.85	\$192,431.85	\$192,431.85	\$0.00
JOLALPAN	\$0.00	\$210,573.82	\$210,573.82	\$210,573.82	\$210,573.82	\$0.00
TEOTLALCO	\$0.00	\$226,352.52	\$226,352.52	\$226,352.52	\$226,352.52	\$0.00
TEPEMAXALCO	\$0.00	\$201,300.05	\$201,300.05	\$201,300.05	\$201,300.05	\$0.00
TEPEOJUMA	\$0.00	\$194,723.26	\$194,723.26	\$194,723.26	\$194,723.26	\$0.00
TEPEXCO	\$0.00	\$219,569.92	\$219,569.92	\$181,505.22	\$181,505.22	\$38,064.70
TILAPA	\$0.00	\$208,153.39	\$208,153.39	\$208,153.39	\$208,153.39	\$0.00



**Instituto Electoral del Estado  
Estado de Puebla**  
**Estado Analítico del Ejercicio del Presupuesto de Egresos**  
**Clasificación Administrativa**  
| Del 01/ene./2021 Al 31/dic./2021

Fecha y | 21/ene./2022  
hora de Impresión | 11:15 a. m.

Usr: alemantilla  
Rep: rptEstadoPresupuestoEgresos\_UA3

Concepto	Egresos					Subejercicio
	Aprobado	Ampliaciones / (Reducciones)	Modificado	Devengado	Pagado	
	1	2	3=(1+2)	4	5	
TLAPANALA	\$0.00	\$208,366.74	\$208,366.74	\$208,366.74	\$208,366.74	\$0.00
XICOTLAN	\$0.00	\$191,868.64	\$191,868.64	\$191,868.64	\$191,868.64	\$0.00
ACATLAN DE OSORIO	\$0.00	\$4,179,833.95	\$4,179,833.95	\$4,137,833.95	\$4,137,833.95	\$42,000.00
ACATLAN CABECERA	\$0.00	\$257,454.14	\$257,454.14	\$257,454.14	\$257,454.14	\$0.00
AHUATLAN	\$0.00	\$192,695.03	\$192,695.03	\$192,695.03	\$192,695.03	\$0.00
AHUEHUETITLA	\$0.00	\$196,272.19	\$196,272.19	\$196,272.19	\$196,272.19	\$0.00
AXUTLA	\$0.00	\$184,144.27	\$184,144.27	\$184,144.27	\$184,144.27	\$0.00
CHIGMECATITLAN	\$0.00	\$194,375.95	\$194,375.95	\$194,375.95	\$194,375.95	\$0.00
CHILA	\$0.00	\$191,596.60	\$191,596.60	\$191,596.60	\$191,596.60	\$0.00
CHINANTLA	\$0.00	\$196,798.01	\$196,798.01	\$196,798.01	\$196,798.01	\$0.00
COATZINGO	\$0.00	\$199,399.66	\$199,399.66	\$199,399.66	\$199,399.66	\$0.00
CUAYUCA DE ANDRADE	\$0.00	\$191,735.79	\$191,735.79	\$191,735.79	\$191,735.79	\$0.00
EPATLAN	\$0.00	\$190,191.24	\$190,191.24	\$190,191.24	\$190,191.24	\$0.00
GUADALUPE	\$0.00	\$202,553.48	\$202,553.48	\$202,553.48	\$202,553.48	\$0.00
HUATLATLAUCA	\$0.00	\$193,582.06	\$193,582.06	\$193,582.06	\$193,582.06	\$0.00
HUEHUETLAN EL GRANDE	\$0.00	\$188,304.60	\$188,304.60	\$188,304.60	\$188,304.60	\$0.00
HUITZILTEPEC	\$0.00	\$178,030.76	\$178,030.76	\$178,030.76	\$178,030.76	\$0.00
LA MAGDALENA TLATLAUQUITEPEC	\$0.00	\$190,332.57	\$190,332.57	\$190,332.57	\$190,332.57	\$0.00
MOLCAXAC	\$0.00	\$187,923.22	\$187,923.22	\$187,923.22	\$187,923.22	\$0.00
PETLALCINGO	\$0.00	\$199,994.98	\$199,994.98	\$199,994.98	\$199,994.98	\$0.00
PIAXTLA	\$0.00	\$189,272.71	\$189,272.71	\$189,272.71	\$189,272.71	\$0.00
SAN JERONIMO XAYACATLAN	\$0.00	\$190,498.21	\$190,498.21	\$190,498.21	\$190,498.21	\$0.00
SAN JUAN ATZOMPA	\$0.00	\$185,811.66	\$185,811.66	\$185,811.66	\$185,811.66	\$0.00
SAN MARTIN TOTOLTEPEC	\$0.00	\$181,881.52	\$181,881.52	\$181,881.52	\$181,881.52	\$0.00
SAN MIGUEL IXITLAN	\$0.00	\$188,974.82	\$188,974.82	\$188,974.82	\$188,974.82	\$0.00
SAN PABLO ANICANO	\$0.00	\$200,121.12	\$200,121.12	\$200,121.12	\$200,121.12	\$0.00
SAN PEDRO YELOIXTLAHUACA	\$0.00	\$189,485.28	\$189,485.28	\$189,485.28	\$189,485.28	\$0.00
SANTA CATARINA TLALTEMPAN	\$0.00	\$200,883.81	\$200,883.81	\$200,883.81	\$200,883.81	\$0.00
SANTA INES AHUATEMPAN	\$0.00	\$189,159.36	\$189,159.36	\$189,159.36	\$189,159.36	\$0.00
TECOMATLAN	\$0.00	\$186,533.92	\$186,533.92	\$186,533.92	\$186,533.92	\$0.00
TEHUITZINGO	\$0.00	\$195,571.64	\$195,571.64	\$195,571.64	\$195,571.64	\$0.00
TEOPANTLAN	\$0.00	\$196,229.56	\$196,229.56	\$196,229.56	\$196,229.56	\$0.00
TEPEXI DE RODRIGUEZ	\$0.00	\$200,365.87	\$200,365.87	\$200,365.87	\$200,365.87	\$0.00
TEPEYAHUALCO DE CUAUHTEMOC	\$0.00	\$194,107.56	\$194,107.56	\$194,107.56	\$194,107.56	\$0.00
TOCHTEPEC	\$0.00	\$185,429.33	\$185,429.33	\$185,429.33	\$185,429.33	\$0.00
TOTOLTEPEC DE GUERRERO	\$0.00	\$194,278.27	\$194,278.27	\$194,278.27	\$194,278.27	\$0.00
TULCINGO	\$0.00	\$201,491.82	\$201,491.82	\$201,491.82	\$201,491.82	\$0.00
XAYACATLAN DE BRAVO	\$0.00	\$192,216.47	\$192,216.47	\$192,216.47	\$192,216.47	\$0.00
XOCHILTEPEC	\$0.00	\$189,021.36	\$189,021.36	\$189,021.36	\$189,021.36	\$0.00



**Instituto Electoral del Estado**  
**Estado de Puebla**  
**Estado Analítico del Ejercicio del Presupuesto de Egresos**  
**Clasificación Administrativa**  
 | Del 01/ene./2021 Al 31/dic./2021

Usr: alemantilla  
 Rep: rptEstadoPresupuestoEgresos\_UA3

Fecha y hora de Impresión | 21/ene./2022  
 11:15 a. m.

Concepto	Egresos					Subejercicio
	Aprobado	Ampliaciones / (Reducciones)	Modificado	Devengado	Pagado	
	1	2	3=(1+2)	4	5	
XOCHITLAN TODOS SANTOS	\$0.00	\$188,184.19	\$188,184.19	\$188,184.19	\$188,184.19	\$0.00
ZACAPALA	\$0.00	\$196,569.48	\$196,569.48	\$196,569.48	\$196,569.48	\$0.00
TEHUACAN	\$0.00	\$2,646,895.09	\$2,646,895.09	\$2,646,895.09	\$2,646,895.09	\$0.00
TEHUACAN CABECERA	\$0.00	\$292,594.39	\$292,594.39	\$292,594.39	\$292,594.39	\$0.00
CALTEPEC	\$0.00	\$190,246.12	\$190,246.12	\$190,246.12	\$190,246.12	\$0.00
COYOTEPEC	\$0.00	\$195,196.63	\$195,196.63	\$195,196.63	\$195,196.63	\$0.00
IXCAQUIXTLA	\$0.00	\$189,846.57	\$189,846.57	\$189,846.57	\$189,846.57	\$0.00
JUAN N. MENDEZ	\$0.00	\$202,146.64	\$202,146.64	\$202,146.64	\$202,146.64	\$0.00
ATEXCAL	\$0.00	\$202,147.02	\$202,147.02	\$202,147.02	\$202,147.02	\$0.00
TEPANCO DE LOPEZ	\$0.00	\$189,521.56	\$189,521.56	\$189,521.56	\$189,521.56	\$0.00
TLACOTEPEC DE BENITO JUAREZ	\$0.00	\$201,142.42	\$201,142.42	\$201,142.42	\$201,142.42	\$0.00
ZAPOTITLAN	\$0.00	\$189,800.77	\$189,800.77	\$189,800.77	\$189,800.77	\$0.00
TEHUACAN	\$0.00	\$2,295,914.38	\$2,295,914.38	\$2,295,914.38	\$2,295,914.38	\$0.00
CAÑADA MORELOS	\$0.00	\$197,403.76	\$197,403.76	\$197,403.76	\$197,403.76	\$0.00
CHAPULCO	\$0.00	\$193,482.71	\$193,482.71	\$193,482.71	\$193,482.71	\$0.00
NICOLAS BRAVO	\$0.00	\$190,821.02	\$190,821.02	\$190,821.02	\$190,821.02	\$0.00
SANTIAGO MIAHUATLAN	\$0.00	\$195,056.13	\$195,056.13	\$195,056.13	\$195,056.13	\$0.00
AJALPAN	\$0.00	\$2,993,545.40	\$2,993,545.40	\$2,993,545.40	\$2,993,545.40	\$0.00
AJALPAN CABECERA	\$0.00	\$255,273.58	\$255,273.58	\$255,273.58	\$255,273.58	\$0.00
ALTEPEXI	\$0.00	\$192,471.50	\$192,471.50	\$192,471.50	\$192,471.50	\$0.00
COXCATLAN	\$0.00	\$271,789.57	\$271,789.57	\$271,789.57	\$271,789.57	\$0.00
COYOMEAPAN	\$0.00	\$231,910.89	\$231,910.89	\$220,356.18	\$220,356.18	\$11,554.71
ELOXOCHITLAN	\$0.00	\$193,266.76	\$193,266.76	\$193,266.76	\$193,266.76	\$0.00
SAN ANTONIO CAÑADA	\$0.00	\$189,555.99	\$189,555.99	\$189,555.99	\$189,555.99	\$0.00
SAN GABRIEL CHILAC	\$0.00	\$190,097.24	\$190,097.24	\$190,097.24	\$190,097.24	\$0.00
SAN JOSE MIAHUATLAN	\$0.00	\$187,521.56	\$187,521.56	\$187,521.56	\$187,521.56	\$0.00
SAN SEBASTIAN TLACOTEPEC	\$0.00	\$199,091.83	\$199,091.83	\$199,091.83	\$199,091.83	\$0.00
VICENTE GUERRERO	\$0.00	\$186,597.26	\$186,597.26	\$186,597.26	\$186,597.26	\$0.00
ZINACATEPEC	\$0.00	\$192,579.37	\$192,579.37	\$192,579.37	\$192,579.37	\$0.00
ZOQUITLAN	\$0.00	\$193,404.86	\$193,404.86	\$193,404.30	\$193,404.30	\$0.56
<b>Sin Ramo/Dependencia</b>	<b>\$421,738,151.00</b>	<b>\$453,398,656.20</b>	<b>\$875,136,807.20</b>	<b>\$807,649,416.01</b>	<b>\$805,595,504.27</b>	<b>\$67,487,391.19</b>
<b>Total del Gasto</b>	<b>\$421,738,151.00</b>	<b>\$453,398,656.20</b>	<b>\$875,136,807.20</b>	<b>\$807,649,416.01</b>	<b>\$805,595,504.27</b>	<b>\$67,487,391.19</b>

**Instituto Electoral del Estado**  
**Estado de Puebla**  
**Estado Analítico del Ejercicio del Presupuesto de Egresos**  
**Clasificación Administrativa**  
| Del 01/ene./2021 Al 31/dic./2021

Usu: alemantilla  
Rep: rptEstadoPresupuestoEgresos-UA3

Fecha y hora de Impresión | 21/ene./2022  
11:15 a. m.

Concepto	Egresos					Subejercicio
	Aprobado	Ampliaciones / (Reducciones)	Modificado	Devengado	Pagado	
	1	2	3=(1+2)	4	5	
						6 = ( 3 - 4 )



\_\_\_\_\_  
C. MIGUEL ÁNGEL GARCÍA ONOFRE  
CONSEJERO PRESIDENTE



\_\_\_\_\_  
C. CHRISTIAN MICHELLE BETANCOURT MENDIVIL  
DIRECTORA ADMINISTRATIVA



# Instituto Electoral del Estado Estado de Puebla

## Estado Analítico del Ejercicio del Presupuesto de Egresos Clasificación Económica (por Tipo de Gasto) | Del 01/ene./2021 Al 31/dic./2021

Fecha y 21/ene./2022

hora de Impresión 11:17 a. m.

Utr: alemantilla

Rep: rptEstadoPresupuestoEgresos\_CL2

Concepto	Egresos					
	Aprobado	Ampliaciones / (Reducciones)	Modificado	Devengado	Pagado	Subejercicio
	1	2	3=(1+2)	4	5	6 = ( 3 - 4 )
Gasto Corriente	\$421,738,151.00	\$442,442,700.64	\$864,180,851.64	\$802,187,220.57	\$800,133,308.83	\$61,993,631.07
Gasto de Capital	\$0.00	\$10,955,955.56	\$10,955,955.56	\$5,462,195.44	\$5,462,195.44	\$5,493,760.12
Amortización de la deuda y disminución de pasivos	\$0.00	\$0.00	\$0.00	\$0.00	\$0.00	\$0.00
Pensiones y Jubilaciones	\$0.00	\$0.00	\$0.00	\$0.00	\$0.00	\$0.00
Participaciones	\$0.00	\$0.00	\$0.00	\$0.00	\$0.00	\$0.00
<b>Total del Gasto</b>	<b>\$421,738,151.00</b>	<b>\$453,398,656.20</b>	<b>\$875,136,807.20</b>	<b>\$807,649,416.01</b>	<b>\$805,595,504.27</b>	<b>\$67,487,391.19</b>

C. MIGUEL ÁNGEL GARCÍA ONOFRE

CONSEJERO PRESIDENTE

C. CHRISTIAN MICHELLE BETANCOURT MENDIVIL

DIRECTORA ADMINISTRATIVA







**Instituto Electoral del Estado  
Estado de Puebla**  
**Estado Analítico del Ejercicio del Presupuesto de Egresos**  
**Clasificación por Objeto del Gasto (Capítulo y Concepto)**  
| Del 01/ene./2021 Al 31/dic./2021

Fecha y 21/ene./2022

hora de Impresión 11:18 a. m.


Usu: alemantilla

Rep: rptEstadoPresupuestoEgresos\_CP\_CTO

**Egresos**

Concepto	Egresos					
	Aprobado	Ampliaciones / (Reducciones)	Modificado	Devengado	Pagado	Subejercicio
	1	2	3=(1+2)	4	5	6 = ( 3 - 4 )
AMORTIZACIÓN DE LA DEUDA PÚBLICA	\$0.00	\$0.00	\$0.00	\$0.00	\$0.00	\$0.00
INTERESES DE LA DEUDA PÚBLICA	\$0.00	\$0.00	\$0.00	\$0.00	\$0.00	\$0.00
COMISIONES DE LA DEUDA PÚBLICA	\$0.00	\$0.00	\$0.00	\$0.00	\$0.00	\$0.00
GASTOS DE LA DEUDA PÚBLICA	\$0.00	\$0.00	\$0.00	\$0.00	\$0.00	\$0.00
COSTOS POR COBERTURAS	\$0.00	\$0.00	\$0.00	\$0.00	\$0.00	\$0.00
APOYOS FINANCIEROS	\$0.00	\$0.00	\$0.00	\$0.00	\$0.00	\$0.00
ADEUDOS DE EJERCICIOS FISCALES ANTERIORES (ADEFAS)	\$0.00	\$0.00	\$0.00	\$0.00	\$0.00	\$0.00
<b>Total del Gasto</b>	<b>\$421,738,151.00</b>	<b>\$453,398,656.20</b>	<b>\$875,136,807.20</b>	<b>\$807,649,416.01</b>	<b>\$805,595,504.27</b>	<b>\$67,487,391.19</b>

  
C. MIGUEL ÁNGEL GARCÍA ONOFRE  
CONSEJERO PRESIDENTE

  
C. CHRISTIAN MICHELLE BETANCOURT MENDIVIL  
DIRECTORA ADMINISTRATIVA







**Instituto Electoral del Estado**  
**Estado de Puebla**  
**Estado Analítico del Ejercicio del Presupuesto de Egresos**  
**Clasificación Funcional (Finalidad y Función)**  
| Del 01/ene./2021 Al 31/dic./2021

Usu: alemantilla  
Rep: rptEstadoPresupuestoEgresos\_FN3

Fecha y hora de Impresión | 21/ene./2022  
11:21 a. m.

Concepto	Egresos					
	Aprobado	Ampliaciones / (Reducciones)	Modificado	Devengado	Pagado	Subejercicio
	1	2	3=(1+2)	4	5	6 = ( 3 - 4 )
ADEUDOS DE EJERCICIOS FISCALES ANTERIORES	\$0.00	\$0.00	\$0.00	\$0.00	\$0.00	\$0.00
<b>Total del Gasto</b>	<b>\$421,738,151.00</b>	<b>\$453,398,656.20</b>	<b>\$875,136,807.20</b>	<b>\$807,649,416.01</b>	<b>\$805,595,504.27</b>	<b>\$67,487,391.19</b>

  
C. MIGUEL ÁNGEL GARCÍA ONOFRE  
CONSEJERO PRESIDENTE

  
C. CHRISTIAN MICHELLE BETANCOURT MENDIVIL  
DIRECTORA ADMINISTRATIVA